

ALUMACraft®

FISHING FREEDOM

2023 CATALOG





FISHING FREEDOM. IT'S WITHIN REACH.

Tight lines. That's the thrill. And that's one reason we are out here. Sometimes it's just about time spent with family and friends. Other days it's the peace and quiet.

No matter how you fish, we know that fishing is more than the satisfaction of a great catch, it's a way of life. At Alumacraft, we build our boats to refine the experience, making it smoother on and off the water, so your adventures are hassle-free and you can spend your time where it matters - catching fish. There's your way of fishing and we'll help you get there.

Find your Fishing Freedom with Alumacraft.



IT'S ABOUT MORE THAN CATCHING FISH

For over 75 years, Alumacraft has had a rich history of building memories and shared experiences with family and friends. Today, we enjoy sharing our love of fishing and nature, and we are proud to support our fishing communities, nurturing new talent and inviting more people to join our passion.



CONTENTS

| | |
|----|---------------------------|
| 02 | Welcome to AlumaCraft |
| 06 | Our Lineup |
| 08 | Ambassadors |
| 10 | AlumaCraft Advantage |
| 12 | FISH & SPORT |
| 14 | Trophy |
| 16 | Competitor FSX |
| 18 | MULTISPECIES |
| 20 | Competitor |
| 22 | Voyageur |
| 24 | Classic |
| 26 | Escape |
| 28 | HUNT & UTILITY |
| 30 | V-Series |
| 32 | Product Specifications |
| 34 | Warranty |
| 36 | A New Generation |

THE ALUMACRAFT LINEUP

We build and design aluminum boats to refine your experience – making it smoother on and off the water and as hassle-free as we can make it. So you can use your energy where it counts – catching fish.



FISH & SPORT

Alumacraft Fish & Sport models combine our angling features with a little extra comfort and versatility. Just stash the rods when it's time to tube, ski, cruise or hang out at the cove. The fish will wait.

MULTISPECIES

From Mille Lacs to the mill pond, passionate anglers know an Alumacraft multispecies boat is the best tool for the job. Hunt a monster muskie, take the tournament with that last-chance walleye, or toss a worm to sunnies with the kids. These boats are designed by experts to help you catch more fish.


HUNT & UTILITY

When you need to go way out there, count on a rugged boat from the Alumacraft Hunt & Utility series to get you there and back. Our toughest models are easy to transport to remote hunting and fishing grounds, and they look the business.

"#FishingFreedom is cruising across the lake on a glassy morning with a touch of fog hovering as the sun rises, then picking up my rod for the first time as the excitement builds. These are the moments I live for."

JAY SIEMENS

ALUMACRAFT AMBASSADOR

 jay_siemens






"My Alumacraft has allowed me to connect with my best self. It's been my office, my best friend and dependable co-worker. When I am in my boat, on the lake, I feel alive. My Alumacraft isn't just a boat, it's a lifestyle. It's freedom on the water."

REBEKKA REDD

ALUMACRAFT AMBASSADOR

 [rebekkaredd_flyfishing](https://www.instagram.com/rebekkaredd_flyfishing)

THE ALUMACRAFT ADVANTAGE

YOUR PASSION, OUR PRECISION

With over 75-years of boat building knowledge, we build Alumacraft boats and design our technology to refine your experience, making it smoother on and off the water. With advantages like our exclusive 2XB™ hull construction, Aquadynamic hull design, and Alumatrac™ Mounting System, you can experience the Alumacraft advantage firsthand and enjoy hassle-free days on the water.





AQUADYNAMIC DESIGN

Large, reverse-dispersal spray rails deflect backplash more effectively for a drier ride even in rough conditions.

1 >



1

EXCLUSIVE 2XB HULL CONSTRUCTION

Our exclusive 2XB full-length, twin plated hull offers twice the strength and protection. A superior hull design that dramatically reduces sound and vibration, paired with larger aircraft grade rivets and a seamless one-piece hull bottom, means a soft, quiet and dry ride, even in rough water.

2 >



2

ALUMATRAC MOUNTING SYSTEM

Heavy-duty and easy to take on or off, this high-quality machined aluminum system fits as good as it looks.

3 >



3

TROPHY SERIES
COMPETITOR FSX SERIES

FISH & SPORT

● FISH & SPORT

● MULTISPECIES

● HUNT & UTILITY





TROPHY

175 | 185 | 195 | 205

BOAT LENGTH



SPORT

HELM CONFIGURATION

RIVETED-V 2XB BOW TO STERN

HULL DESIGN

STANDARD FEATURES

ROD STORAGE

- 7-10' port rod storage
- 7'6" and 8' bow rod storage
- LED lighted rod locker [185, 195, 205]

LIVEWELLS

- Dual aerated livewell with timer
- LED lighted livewell

SEATING

- 3-4 air-ride pedestal seats
- Premium seats
- Jump seats
- Console back cushions

ELECTRONICS

- Bluetooth radio
- 12/24 Volt trolling system

STEERING

- Tilt helm
- Hydraulic steering [185, 195, 205]
- No-feedback steering [175]

BUILT-IN FUNCTIONALITIES

- Built-in toe holds [185, 195, 205]
- 4 fold down cleats

FISH & SPORT

MULTISPECIES

HUNT & UTILITY



READY TO GO DEEP

Designed for confident deep-water performance, the Trophy Series is ready for a long day of adventure, from all-conditions angling to non-stop watersports.

1) Jump seats >



175 Sport



185 Sport










195 Sport



205 Sport

| SPECIFICATIONS | Max Capacity | 7 people | 8 people | 8 people | 9 people |
|----------------|--------------------|------------|------------|------------|------------|
| | Max Power | 150 HP | 175 HP | 200 HP | 300 HP |
| | Fuel Capacity | 34 gallons | 34 gallons | 34 gallons | 45 gallons |
| | Boat Dry Weight | 1550 lbs | 1780 lbs | 1805 lbs | 1915 lbs |
| | Beam | 94" | 98" | 98" | 98" |
| | Transom Height | 25" | 25" | 25" | 25" |
| | Max Hull Thickness | 0.160" | 0.200" | 0.200" | 0.200" |

| | | | | | |
|-------|--------|---|---|---|---|
| COLOR | Hull |  |  |  | |
| | Accent |  |  |  |  |

COMPETITOR FSX

175 | 185

BOAT LENGTH



SPORT

HELM CONFIGURATION

RIVETED-V 2XB BOW TO STERN

HULL DESIGN

STANDARD FEATURES

ROD STORAGE

- 8' port or starboard rod storage
- 7'6" and 8' bow rod storage

LIVEWELLS

- Dual aerated livewell with timer
- LED lighted livewell

SEATING

- Driver air-ride pedestal seat (optional on 175)
- Premium seats
- Jump seats

ELECTRONICS

- Bluetooth radio
- 12/24 Volt trolling system

STEERING

- Tilt helm
- Hydraulic steering

BUILT-IN FUNCTIONALITIES

- 4 fold down cleats

FISH & SPORT

MULTISPECIES

HUNT & UTILITY



CROSS ON OVER

Do it all on the water with style in a Competitor FSX. Our ideal do-it-all crossover series offers an expanded rear deck and flexible seating.

- 1) Premium comfort mats
- 2) Jump seats
- 3) Ski Pylon ready







175 Sport



185 Sport

| SPECIFICATIONS | Max Capacity | 5 people | 6 people |
|----------------|--------------------|------------|------------|
| | Max Power | 150 HP | 175 HP |
| | Fuel Capacity | 34 gallons | 34 gallons |
| | Boat Dry Weight | 1375 lbs | 1500 lbs |
| | Beam | 95" | 95" |
| | Transom Height | 25" | 25" |
| | Max Hull Thickness | 0.160" | 0.160" |

| | | | | | |
|-------|--------|---|---|---|---|
| COLOR | Hull |  |  |  | |
| | Accent |  |  |  |  |



COMPETITOR SERIES
VOYAGEUR SERIES
CLASSIC SERIES
ESCAPE SERIES

FISH & SPORT
MULTISPECIES
HUNT & UTILITY



MULTISPECIES



COMPETITOR

165 | 175 | 185 | 205

BOAT LENGTH



SPORT | SIDE CONSOLE | TILLER
HELM CONFIGURATION

RIVETED-V 2XB BOW TO STERN
HULL DESIGN

STANDARD FEATURES

ROD STORAGE

- 8-10' port or starboard rod storage
- 6' 6"-9' bow rod storage

LIVEWELLS

- Dual aerated livewell with timer
- Aerated livewell with timer [165 Sport & SC]

SEATING

- Driver air-ride pedestal seat (optional on 165 & 175)
- Premium seats

STORAGE

- Bow dry storage [205 SC & 205 Tiller]
- Cockpit floor storage [165 & 205]

ELECTRONICS

- Bluetooth radio
- 12/24 Volt trolling system
- 12/24/36 Volt trolling system [205]

STEERING

- Tilt helm [175 SC/Sport, 185 SC/Sport & 205 SC/Sport]
- Hydraulic steering [185 SC/Sport & 205 SC/Sport]
- No-feedback steering [165 SC/Sport & 175 SC/Sport]

BUILT-IN FUNCTIONALITIES

- 4 fold down cleats [175, 185, 205]
- 4 fixed cleats [165]

FISH & SPORT

MULTISPECIES

HUNT & UTILITY



THE ALL-AROUND EXPERT

Designed with versatility in mind, the Competitor Series combines uncompromising performance with ample storage and an expansive forward casting deck.

SHADOW SERIES

The Shadow series throws some serious shade on the competition. Alongside uncompromising performance, the series is equipped with must-have features that will have you catching fish and admiring looks.

1) Shadow Series



165 Sport



175 Sport







185 Sport



205 Sport

| SPECIFICATIONS | Max Capacity | 6 people | 6 people | 6 people | 8 people |
|----------------|--------------------|------------|------------|------------|------------|
| | Max Power | 90 HP | 150 HP | 175 HP | 250 HP |
| | Fuel Capacity | 17 gallons | 34 gallons | 34 gallons | 45 gallons |
| | Boat Dry Weight | 1040 lbs | 1375 lbs | 1500 lbs | 1710 lbs |
| | Beam | 87" | 95" | 95" | 96" |
| | Transom Height | 20" | 25" | 25" | 25" |
| | Max Hull Thickness | 0.145" | 0.160" | 0.160" | 0.200" |

| | | | | | |
|-------|--------|---|---|---|---|
| COLOR | Hull |  |  |  | |
| | Accent |  |  |  |  |

VOYAGEUR

175

BOAT LENGTH



SPORT | SIDE CONSOLE | TILLER
HELM CONFIGURATION

RIVETED-V 2XB BOW
HULL DESIGN

STANDARD FEATURES

ROD STORAGE

- 8' port and starboard rod storage
- 7' 6" bow rod storage

LIVEWELLS

- Aerated livewell with timer
- LED lighted livewell

SEATING

- Premium seats

STORAGE

- Forward cubby storage
- Bow platform storage
- Cockpit floor storage

ELECTRONICS

- 12/24 Volt trolling system

STEERING

- No-feedback steering [175 SC/Sport]

BUILT-IN FUNCTIONALITIES

- 4 fixed cleats

FISH & SPORT

MULTISPECIES

HUNT & UTILITY





OUT-PUNCHES ITS CLASS

Here's proof you don't need a big boat to catch big fish. In a Voyageur you'll enjoy a comfortable ride and economical performance with the elbow room you'd expect from a bigger rig.

- 1) Starboard rod storage
- 2) Deluxe seat with slider
- 3) Cockpit floor storage



175 Sport



175 SC



175 Tiller

| SPECIFICATIONS | Max Capacity | 6 people | 6 people | 6 people |
|----------------|--------------------|------------|------------|------------|
| | Max Power | 125 HP | 125 HP | 75 HP |
| | Fuel Capacity | 17 gallons | 17 gallons | 17 gallons |
| | Boat Dry Weight | 1070 lbs | 1010 lbs | 945 lbs |
| | Beam | 87" | 87" | 87" |
| | Transom Height | 20" | 20" | 20" |
| | Max Hull Thickness | 0.145" | 0.145" | 0.145" |

| COLOR | Hull |  |  | | |
|-------|--------|---|---|---|---|
| | Accent |  |  |  |  |



1



2



3

CLASSIC

165

BOAT LENGTH



SPORT | SIDE CONSOLE | TILLER
HELM CONFIGURATION

RIVETED-V 2XB BOW
HULL DESIGN

STANDARD FEATURES

ROD STORAGE

- 7' port and starboard rod storage

LIVEWELLS

- Aerated livewell with timer
- LED lighted livewell

SEATING

- Deluxe seats

STORAGE

- Forward cubby storage
- Bow platform storage

ELECTRONICS

- 12/24 Volt trolling system

STEERING

- No-feedback steering (165 SC/Sport)

BUILT-IN FUNCTIONALITIES

- 4 fixed cleats

FISH & SPORT

MULTISPECIES

HUNT & UTILITY

24 ALUMACRAFT.COM





A CLASS ABOVE THE REST

Season after season, the Classic Series sets the standard for traditional aluminum fishing boats. Light, agile, comfortable and durable. It's not just a fishing boat. It's a classic.

- 1) Large 34 gallon livewell
- 2) Bow platform storage with aluminum doors



165 Sport











165 SC



165 Tiller

| SPECIFICATIONS | Max Capacity | 5 people | 5 people | 5 people |
|----------------|--------------------|------------|------------|------------|
| | Max Power | 90 HP | 75 HP | 60 HP |
| | Fuel Capacity | 17 gallons | 17 gallons | 17 gallons |
| | Boat Dry Weight | 955 lbs | 895 lbs | 805 lbs |
| | Beam | 82" | 82" | 82" |
| | Transom Height | 20" | 20" | 20" |
| | Max Hull Thickness | 0.145" | 0.145" | 0.145" |

| COLOR | Hull |  |  |  | |
|-------|--------|---|---|---|---|
| | Accent |  |  |  |  |



1

2

ESCAPE

165

BOAT LENGTH



SIDE CONSOLE | TILLER
HELM CONFIGURATION

RIVETED-V 2XB BOW
HULL DESIGN

STANDARD FEATURES

ROD STORAGE

- 7-8' port rod storage

LIVEWELLS

- Aerated livewell with timer
- LED lighted livewell

SEATING

- Deluxe seats

STORAGE

- Forward cubby storage
- Bow platform storage

ELECTRONICS

- 12/24 Volt trolling system

STEERING

- No-feedback steering (165 SC)

BUILT-IN FUNCTIONALITIES

- 4 fixed cleats

FISH & SPORT

MULTISPECIES

HUNT & UTILITY



YOUR GETAWAY VEHICLE

Easy to tow, so it's easy to go. The lightweight Escape Series will never hold you back. These boats are a snap to launch and are loaded with Alumacraft features.

- 1) Port rod storage
- 2) Deluxe seats



165 SC



165 Tiller

| SPECIFICATIONS | Max Capacity | 5 people | 5 people |
|----------------|--------------------|----------|----------|
| | Max Power | 50 HP | 50 HP |
| | Fuel Capacity | portable | portable |
| | Boat Dry Weight | 696 lbs | 646 lbs |
| | Beam | 76" | 76" |
| | Transom Height | 20" | 20" |
| | Max Hull Thickness | 0.145" | 0.145" |

| COLOR | Hull |  |  |  |  |  |
|-------|------|---|---|---|---|---|
|-------|------|---|---|---|---|---|

V-SERIES

- FISH & SPORT
- MULTISPECIES
- HUNT & UTILITY





HUNT & UTILITY

V-SERIES

V-16 | V-14

BOAT LENGTH



TILLER

HELM CONFIGURATION

RIVETED-V

HULL DESIGN

STANDARD FEATURES

- Tiller layout
- 15" or 20" transom options
- Oar locks
- Pod seating

FISH & SPORT

MULTISPECIES

HUNT & UTILITY

30 ALUMACRAFT.COM





BEYOND BASIC

Built to last a lifetime, you can count on a V-Series model season after season. Strong, yet lightweight, so they are easy to tow or even carry to the water.

- 1) Oar locks
- 2) Pod seating >



Shown with optional floor
V-16



Shown with optional floor
V-14

| SPECIFICATIONS | Max Capacity | 5 people | 5 people |
|----------------|--------------------|----------|----------|
| | Max Power | 25 HP | 20 HP |
| | Fuel Capacity | portable | portable |
| | Boat Dry Weight | 285 lbs | 230 lbs |
| | Beam | 70" | 68" |
| | Transom Height | 20" | 20" |
| | Max Hull Thickness | 0.065" | 0.065" |

| COLOR | Hull | |
|-------|------|--|
|-------|------|--|



1



2



PRODUCT SPECIFICATIONS

| FISH & SPORT | Series | Model | Length | Max HP | Beam | Transom Width | Transom Height | Depth To Floor | Max Hull Thickness | Freeboard Thickness | Boat Dry Weight | Persons Capacity | Weight Capacity | Fuel Capacity | Total Livewell Capacity |
|--------------|----------------|-----------|--------|--------|------|---------------|----------------|----------------|--------------------|---------------------|-----------------|------------------|-----------------|---------------|-------------------------|
| | Trophy | 175 | 17' 8" | 150 HP | 94" | 94" | 25" | 43" | 0.160" | 0.080" | 1550 lbs | 7 people | 1700 lbs | 34 gallons | 36 gallons |
| | | 185 | 18' 8" | 175 HP | 98" | 96" | 25" | 47" | 0.200" | 0.080" | 1780 lbs | 8 people | 1800 lbs | 34 gallons | 36 gallons |
| | | 195 | 19' 8" | 200 HP | 98" | 96" | 25" | 47" | 0.200" | 0.080" | 1805 lbs | 8 people | 2000 lbs | 34 gallons | 36 gallons |
| | | 205 | 20' 8" | 300 HP | 98" | 96" | 25" | 47" | 0.200" | 0.080" | 1915 lbs | 9 people | 2350 lbs | 45 gallons | 36 gallons |
| | Competitor FSX | 175 Sport | 17' 8" | 150 HP | 95" | 93" | 25" | 43" | 0.160" | 0.080" | 1375 lbs | 6 people | 1500 lbs | 34 gallons | 36 gallons |
| | | 185 Sport | 18' 8" | 175 HP | 95" | 93" | 25" | 42" | 0.160" | 0.080" | 1500 lbs | 6 people | 1600 lbs | 34 gallons | 36 gallons |

| MULTISPECIES | Series | Model | Length | Max HP | Beam | Transom Width | Transom Height | Depth To Floor | Max Hull Thickness | Freeboard Thickness | Boat Dry Weight | Persons Capacity | Weight Capacity | Fuel Capacity | Total Livewell Capacity |
|--------------|------------|------------|---------|--------|------|---------------|----------------|----------------|--------------------|---------------------|-----------------|------------------|-----------------|---------------|-------------------------|
| | Competitor | 165 Tiller | 16' 7" | 70 HP | 87" | 87" | 20" | 35" | 0.145" | 0.065" | 920 lbs | 6 people | 1380 lbs | 17 gallons | 18 gallons |
| | | 165 SC | 16' 7" | 90 HP | 87" | 87" | 20" | 35" | 0.145" | 0.065" | 980 lbs | 6 people | 1380 lbs | 17 gallons | 18 gallons |
| | | 165 Sport | 16' 7" | 90 HP | 87" | 87" | 20" | 35" | 0.145" | 0.065" | 1040 lbs | 6 people | 1380 lbs | 17 gallons | 18 gallons |
| | | 175 Tiller | 17' 8" | 90 HP | 95" | 93" | 20" | 43" | 0.160" | 0.080" | 1160 lbs | 6 people | 1500 lbs | 34 gallons | 36 gallons |
| | | 175 SC | 17' 8" | 150 HP | 95" | 93" | 25" | 43" | 0.160" | 0.008" | 1285 lbs | 6 people | 1500 lbs | 34 gallons | 36 gallons |
| | | 175 Sport | 17' 8" | 150 HP | 95" | 93" | 25" | 43" | 0.160" | 0.080" | 1375 lbs | 6 people | 1500 lbs | 34 gallons | 36 gallons |
| | | 185 Tiller | 17' 8" | 90 HP | 95" | 93" | 25" | 43" | 0.160" | 0.080" | 1300 lbs | 6 people | 1600 lbs | 34 gallons | 36 gallons |
| | | 185 SC | 18' 8" | 175 HP | 95" | 93" | 25" | 43" | 0.160" | 0.080" | 1410 lbs | 6 people | 1600 lbs | 34 gallons | 36 gallons |
| | | 185 Sport | 18' 8" | 175 HP | 95" | 93" | 25" | 42" | 0.160" | 0.080" | 1500 lbs | 6 people | 1600 lbs | 34 gallons | 36 gallons |
| | | 205 Tiller | 20' 6" | 200 HP | 96" | 95" | 25" | 45" | 0.200" | 0.080" | 1616 lbs | 7 people | 2450 lbs | 45 gallons | 55 gallons |
| | | 205 Sport | 20' 6" | 250 HP | 96" | 95" | 25" | 45" | 0.200" | 0.080" | 1710 lbs | 8 people | 2450 lbs | 45 gallons | 55 gallons |
| | Voyageur | 175 | 17' 10" | 75 HP | 87" | 86" | 20" | 35" | 0.145" | 0.065" | 945 lbs | 6 people | 1480 lbs | 17 gallons | 18 gallons |
| | | 175 SC | 17' 10" | 125 HP | 87" | 86" | 20" | 35" | 0.145" | 0.065" | 1010 lbs | 6 people | 1480 lbs | 17 gallons | 18 gallons |
| | | 175 Sport | 17' 10" | 125 HP | 87" | 86" | 20" | 35" | 0.145" | 0.065" | 1070 lbs | 6 people | 1480 lbs | 17 gallons | 18 gallons |
| | Classic | 165 | 16' 4" | 60 HP | 82" | 82" | 20" | 35" | 0.145" | 0.065" | 805 lbs | 5 people | 1295 lbs | 17 gallons | 34 gallons |
| | | 165 SC | 16' 4" | 75 HP | 82" | 82" | 20" | 35" | 0.145" | 0.065" | 895 lbs | 5 people | 1295 lbs | 17 gallons | 34 gallons |
| | | 165 Sport | 16' 4" | 90 HP | 82" | 82" | 20" | 35" | 0.145" | 0.065" | 955 lbs | 5 people | 1280 lbs | 17 gallons | 34 gallons |
| | Escape | 165 | 16' 6" | 50 HP | 76" | 76" | 20" | 36" | 0.140" | 0.065" | 646 lbs | 5 people | 1250 lbs | n/a | 20 gallons |
| | | 165 SC | 16' 6" | 50 HP | 76" | 76" | 20" | 36" | 0.140" | 0.065" | 696 lbs | 5 people | 1250 lbs | n/a | 20 gallons |

| HUNT & UTILITY | Series | Model | Length | Max HP | Beam | Transom Width | Transom Height | Depth To Floor | Max Hull Thickness | Freeboard Thickness | Boat Dry Weight | Persons Capacity | Weight Capacity | Fuel Capacity | Total Livewell Capacity |
|----------------|----------|-------|--------|--------|------|---------------|----------------|----------------|--------------------|---------------------|-----------------|------------------|-----------------|---------------|-------------------------|
| | V-Series | V14 | 14' 3" | 20 HP | 68" | 62" | 20" | 30" | 0.065" | 0.065" | 230 lbs | 5 people | 1015 lbs | n/a | n/a |
| | | V16 | 16' 7" | 25 HP | 70" | 62" | 20" | 30" | 0.065" | 0.065" | 285 lbs | 5 people | 1380 lbs | n/a | n/a |

THE ALUMACRAFT WARRANTY





THE ULTIMATE ACCESSORY

We stand behind all of our products with a 20-year hull warranty and 4-year 'bow to stern' warranty on all parts and components. The warranty is fully transferable to a second retail owner with proper inspection by an authorized Alumacraft dealer.

A NEW GENERATION

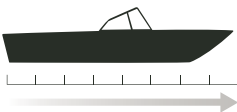
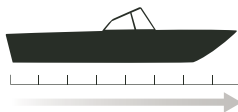













COMING SOON

All the advantages of our class-leading V hull boats have been integrated into our new Competitor and Trophy models, plus additional new features! These redesigned models provide unmatched versatility, more functional space, and a modern new design.





INDUSTRY-LEADING FUNCTIONALITY AND VERSATILITY

| | COMPETITOR | | | TROPHY | | |
|--------------------|---|--|---|--|---|--|
| LENGTH | 175X 185X 195X 205X |  | | 175X 185X 195X 205X |  | |
| HELM CONFIGURATION |  SPORT |  SIDE CONSOLE |  TILLER |  SPORT | | |
| COLOR | AQUAMARINE  SAND | SAND  SILVER | NIGHTFALL BLACK  SILVER | GARNET RED  SILVER | AZURE BLUE  SILVER | STRATUS GRAY  SILVER |
| REAR MODULE |  FLEX 30 FSX THE FISH & SPORT MODULE <ul style="list-style-type: none">• 30 gallon center livewell• Jump seats with storage• Optional ski pylon | |  FLEX 29 THE PERFECT BALANCE <ul style="list-style-type: none">• 29 gallon livewell• Storage opposite the livewell• One pedestal seat | |  FLEX 50 THE Hardcore ANGLER <ul style="list-style-type: none">• 50 gallon livewell• One pedestal seat | |

THE CHOICE IS YOURS

ROTAX S

THE WORLD'S FIRST OUTBOARD ENGINE FEATURING STEALTH TECHNOLOGY

Enabling the new Competitor and Trophy transom and deck design, the optional Rotax Outboard Engine is seamlessly integrated and delivers more usable space, and is offered in a 115 and 150 HP option.

1 >

OPTIONAL MAX DECK

WHEN POWERED BY ROTAX S

The new Rotax S enables the installation of the optional MAX Deck. Providing an additional 25 sq ft of fishing and recreational space, and includes LinQ attachment mounts.

2 >





PROPULSION CHOICE

IT'S ALL ABOUT OPTIONS

Alumacraft gives you more propulsion choices than any other aluminum fishing boat. Choose from the new Rotax S with Stealth Technology or any of the traditional outboard engines on the market today.

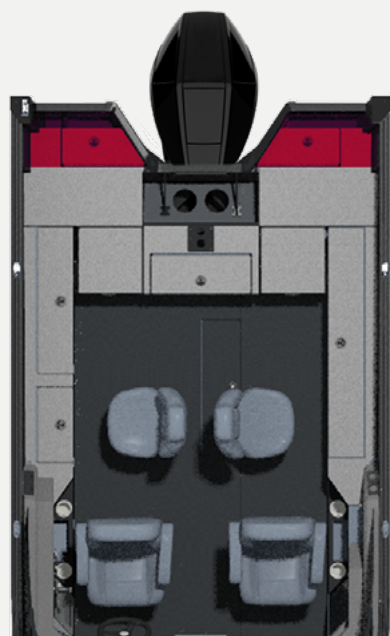
◀ 3

COMING SOON

Our redesigned Competitor and Trophy will be available later this year. These boats offer endless options for you to choose from.

Follow us on social for updates about what we have in store for our New Generation of aluminum fishing boats and more.

FIND US ON



X-PODS

EXTRA DECK SPACE, EXTRA STORAGE AND EXTRA BUOYANCY

These transom extensions wrap around both sides of the engine and feature convenient, in-floor storage compartments. The additional 16" of space gives you more standing room and water access at the stern, and easier handling.

◀ 4

