

1982

# ALUMACRAFT®

Semi V's



# Luxury Series

Whether you're fishing a tournament or spending a weekend with your family at your favorite lake, comfort, convenience, and performance can be yours when you choose any one of the new Alumacraft **LUXURY SERIES** Semi-V's.

Standard features include: deluxe marine carpeting; stowable running lights; pre-wired bilge and livewell pumps; interior lights; beverage holders; upholstered seating; spacious livewells; lockable rod and storage compartments; underfloor accessory wiring channel; and, of course, the famous stretch-formed Alumacraft hull that gives you more room inside than you could ever imagine.

You can spend more money, but you can't buy more boat than the **LUXURY SERIES** from Alumacraft.



She's 17 feet, four inches of just plain the finest fishing boat money can buy.

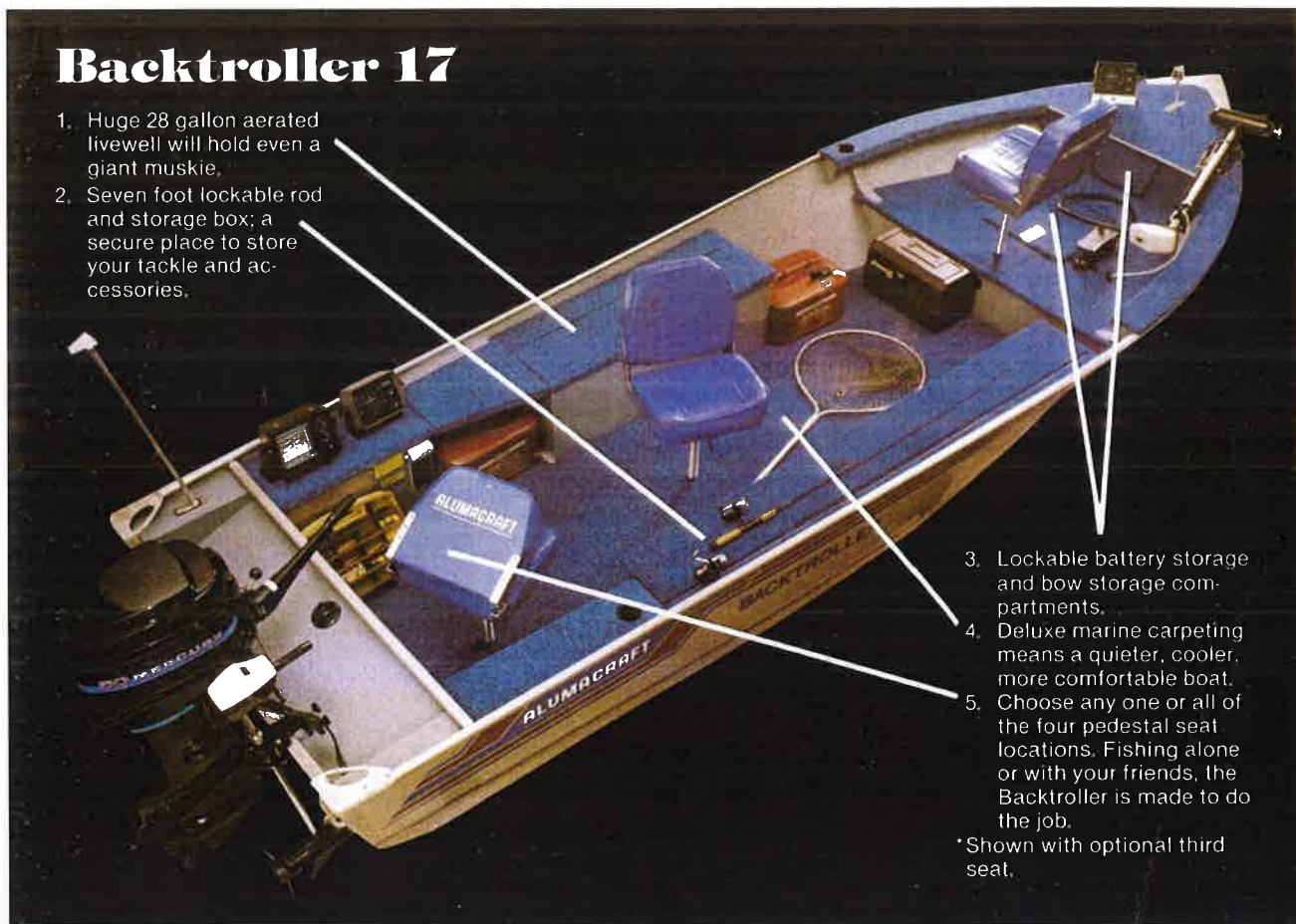
Whether you're after crappies, northerns, walleyes, or trout, here is the boat that can do it all. The **Backtroller 17** is designed to be handled not only under full power, but holding that important piece of structure even on the windiest of days.

Combine the roomiest interior in the industry with the kind of features that make even the most elaborate rigging a breeze and you'll soon know why the **Backtroller 17** is the standard of excellence in a modern day fishing machine.

Features: Bow and stern fishing stations; huge 28 gallon aerated livewell; lockable seven foot rod and storage box; pre-wired accessory stations fore and aft; choice of fuel tank locations; marine carpeting; lockable bow gear or battery storage; wired, switched, and fused stern control panel; beverage holder; electric bilge pump; pre-wired interior lights; stowable running lights; fully upholstered pedestal seats (two standard); four pedestal sockets; extra large splash well; pre-wired bow receptacle for electric trolling motor; rated for up to 50 hp.

## Backtroller 17

1. Huge 28 gallon aerated livewell will hold even a giant muskie.
2. Seven foot lockable rod and storage box; a secure place to store your tackle and accessories.



3. Lockable battery storage and bow storage compartments.
4. Deluxe marine carpeting means a quieter, cooler, more comfortable boat.
5. Choose any one or all of the four pedestal seat locations. Fishing alone or with your friends, the Backtroller is made to do the job.

\* Shown with optional third seat.

### SPECIFICATIONS

Model	Gunwale Length	Overall Length	Overall Width	Overall Bow Height	Transom Height	Transom Width	Horsepower Range	B.I.A. Rated Capacity	Approximate Weight
Backtroller	18'2"	17'4"	70"	33½"	20"	61"	25-50	1420	560
Pro	18'2"	17'4"	70"	33½"	20"	61"	25-60	1305	625
Classic	17'2"	16'4"	70"	33½"	20"	61"	25-60	1305	560
Sunfisher	17'2"	16'4"	70"	33½"	20"	61"	25-60	1305	570





Brand new for '82, the 17 foot, four inch **Pro 17** is the largest console steering model in the LUXURY SERIES. Spacious front and rear elevated fishing platforms, large fold down bench seat with roomy storage compartment, swivel seats (third seat optional), choice of three seat locations, huge 25 gallon aerated livewell, 7 ft. lockable rod and storage compartment, lockable front battery storage, bilge and aerator pumps, pre-wired and fused accessory panel, beverage holders, stowable running lights, optional windshield, plus all the other standard features of the LUXURY SERIES make the **Pro 17** the anglers choice for '82.



## Pro 17



is 16 feet, four inches of rugged versatility. The **Classic 16** features a new larger 19 gallon aerated livewell, console steering, elevated front fishing platform, seven foot lockable rod and storage compartment, upholstered seating with extra pedestal socket, fused dash panel, stowable running light, bilge and aerator pumps, interior lights, bow storage compartment, pre-wired bow trolling motor receptacle, battery storage area, and optional windshield. When you add all the features, you have a boat that's special. That's why it's called the **CLASSIC**.



## Classic 16



Here is your key to fun in the sun. The **Sunfisher 16** features family oriented open bow seating with additional storage space, deluxe upholstery, two individual seats, aluminum bow rails, and a standard windshield. In addition there is a large 19 gallon livewell, pre-wired bilge and livewell pumps, stowable running lights, interior deluxe pre-wired dash panel, plus a seven foot lockable rod and storage box. The perfect family boat — the **Sunfisher 16** — adds up to hours of fun whether you're chasing a big large-mouth bass or enjoying the cool refreshing spray of a slalom ski.



## Sunfisher 16

**ALL  
NEW!**

## '82 Lunker Series

Rated from 15 to 45 hp, the **Lunkers** get you where you're going with ease and comfort. Whether you choose tiller or console steering, once your line hits the water you'll find the **Lunkers** perform like real pros and that means more fish on the stringer. Features like luxurious marine carpeting, choice of seating ar-

rangements, extra large splash wells, conveniently located livewells, and, of course, the spacious stretch-formed hulls that made Alumacraft the standard of the industry are just some of the reasons that the **Affordable Lunkers** will be the choice of folks that fish in 1982.



Forward accessory deck, flat floor, luxurious marine carpeting, rod storage, under floor accessory wiring channel, bench seating, and center-mounted livewells make the **Lunkers** the perfect answer to affordable luxury in an efficient modern day fishing machine.

**Additional options available:**  
console steering  
upholstered swivel seats

### Lunker 16



• Shown with optional swivel seats


#### SPECIFICATIONS

Model	Gunwale Length	Overall Length	Overall Width	Overall Bow Height	Transom Height	Transom Width	Horsepower Range	B.I.A. Rated Capacity	Approximate Weight
Lunker 14	15'3"	14'6"	66½"	33½"	20"	61"	15-35	1060	355
Lunker 16	17'2"	16'4"	70"	33½"	20"	61"	15-45	1305	445
Lunker 14SS	15'3"	14'6"	66½"	33½"	20"	61"	15-35	1060	450
Lunker 16SS	17'2"	16'4"	70"	33½"	20"	61"	15-45	1305	530





Luxurious marine carpeting, two upholstered swivel pedestal seats (a third pedestal socket provided for the optional third seat on the 16SS only), centrally located livewells, spacious elevated front fishing platforms, lockable seven foot rod and storage box, forward accessory deck for locators, trolling motors, etc., forward storage compartment and an under floor accessory wiring channel all combine to make the series more than just a boat.



Options Include:  
 Sole steering  
 windshield

## Lunker 16SS



# Totable Series

Here is the go anywhere, do anything, part of Alumacraft for '82, designed for people on the go. From the light weight, economy "T-12", to rugged and versatile "T-16XL", there is a perfect "Totable", just for you.



The sturdy XLs feature lots of staying power even under the toughest conditions. Big and roomy, with the quality features that mean years of trouble free performance. At your option you can add console steering, upholstered swivel seats and even a live well. Standard features like heavy duty, cool ray aluminum seating, extra large splash wells, built in oar locks, and the quality Alumacraft stretched formed hull design, mean you'll get the most for your boating dollar.



**T-16XL**

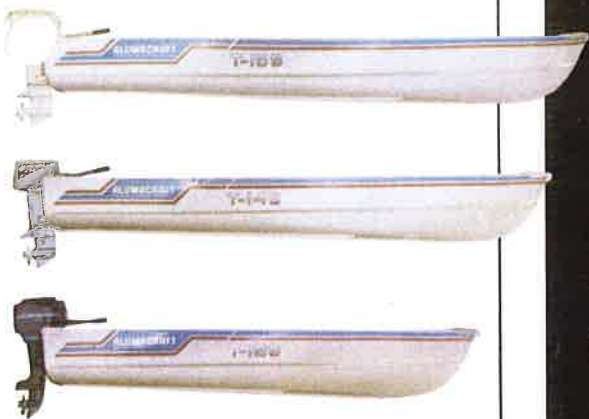
## OPTIONS

- console steering
- upholstered swivel seats
- built in livewell





SPECIFICATIONS		*Estimated Capacity							
Model	Gunwale Length	Overall Length	Overall Width	Overall Bow Height	Transom Height	Transom Width	Horsepower Range	B.I.A. Rated Capacity	Approximate Weight
T-14XL 15/20	15'0"	14'3"	61"	31½"	15/20"	60"	10-35	860/890	247/253
T-16XL 15/20	17'0"	16'3"	63"	31½"	15/20"	60"	15-45	1050/1195	269/275
T-15S	15'8"	15'0"	55"	26"	15"	52"	10-25	835	187
T-14S	14'8"	14'0"	54"	26"	15"	52"	6-20	765	156
T-12S	12'10"	12'1"	54"	26"	15"	52"	6-15	640	150
T-14	14'1"	13'6"	52"	23"	15"	46½"	4-10	545*	120
T-12	12'6"	12'0"	52"	23"	15"	46½"	4-7	500*	106






Whether you choose the fifteen, fourteen or twelve foot **Model S** you can be assured of getting the quality that is Alumacraft. Standard features include sturdy cool ray aluminum seating, built in oar locks, and heavy duty transoms. Costing just pennies an hour to operate, the durable construction of the "**S**" series mean years of trouble free service. (Options include console steering and upholstered swivel seating, built in livewell).



The all new "**T**" series are the go anywhere champions for 1982. Easily loaded on top of today's compact cars the **Model "T"s** let you take with you the key to an afternoons fishing or just catching a little sun no matter where you travel. Quality does not have to cost an arm and a leg, to see what we mean see the all **NFW "T" series** at your near by Alumacraft



# ALUMACRAFT®



## Alumacraft produces a complete line of Bass Boats, Jon Boats, Canoes and Semi-V's

In 1946, the first Alumacraft fishing boat came off the production line. Now, thirty six years later, Alumacraft is still making aluminum boats with the same kind of philosophy we started with in 1946. We knew that we needed first class materials and decided that we would use the finest aluminum alloys that money could buy, that commitment is still valid in 1982.

Our quality has proven itself over the years in the close to half a million boats that have carried the name Alumacraft.

Today's fisherman demands a lot from his boat. Economy, durability, performance and comfort are just a few of the things that we take into consideration when we design a new boat. Once it has left the drawing board it goes to the water, where pros and amateurs alike take it thru its' paces. When testing is complete and the boat is

scheduled for production, our hundred and fifty employees make sure that the quality workmanship that is Alumacraft is carried out in every detail from the actual stretch forming of the hulls, to the placement of the decals.

Today, we operate two modern efficient plants, our home office in St. Peter, Minnesota, and our Bass and Jon boat plant in Arkadelphia, Arkansas.

There are over seven hundred Alumacraft dealers throughout the United States who will be happy to tell you more about Alumacraft and its' products. It is an old story, but one we are very proud of, after all you don't get to be the oldest manufacturer of Aluminum boats in the country unless you do things right.

### Stretch Form Story

All Alumacraft semi-v boats and canoes are constructed of marine aluminum and are stretch-formed on one of Alumacraft's stretching machines. By stretch-forming, we can manufacture a boat or canoe with only one hull seam. Also, stretch-forming allows us to better shape the boat's contour design to provide greater seaworthiness and utilization of interior space. After pre-form stretching, the two hull halves are overlapped and joined with an adhesive sealant, then spotwelded together. Next, the pre-formed transom and the one piece, extruded keel is riveted on, as well as the pre-formed ribs, gunnels, and sprayrails. Stretch-forming parts and hull means less rivet stress than the multi-seam, free form construction methods most other manufacturers use. These are but a few of the many reasons you see so many Alumacrafts in use today.

### Limited Warranty To Original Owner:

Alumacraft provides a limited warranty to original purchaser. The warranty can be obtained from an authorized Alumacraft Dealer and is attached to all boats and canoes.

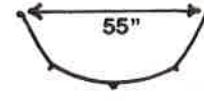
Prices and/or specifications subject to change without notice from Alumacraft. All Alumacraft aluminum fishing boats and canoes are B.I.A. certified and all ratings comply with Federal Boat Safety Act of 1971.

### Don't Be Misled By Specification Sheets ... Make This Comparison

Alumacraft's 2-Piece  
Stretched Hull  
Design




Ordinary  
Multi-Piece  
Hull Design



Ordinary boats are narrower at waterline — actually have less useable seating area. Also, multi-piece hulls contain more seams and rivets which can leak and cause future high maintenance costs.

### ALUMACRAFT authorized dealer



HOME OFFICE AND MANUFACTURING PLANT,  
**ALUMACRAFT BOAT CO.**, 315 W. St. Julien St., St. Peter,  
Minn. 56082, Phone 507 931-1050  
Manufacturing Plant, **ALUMACRAFT BOAT CO. OF ARKANSAS**,  
Hwy. 67 N. / Box 189, Arkadelphia, Ark. 71923, Ph 501 246-5555



# ALUMACRAFT

THE NEW WAVE  
IN BOATING.





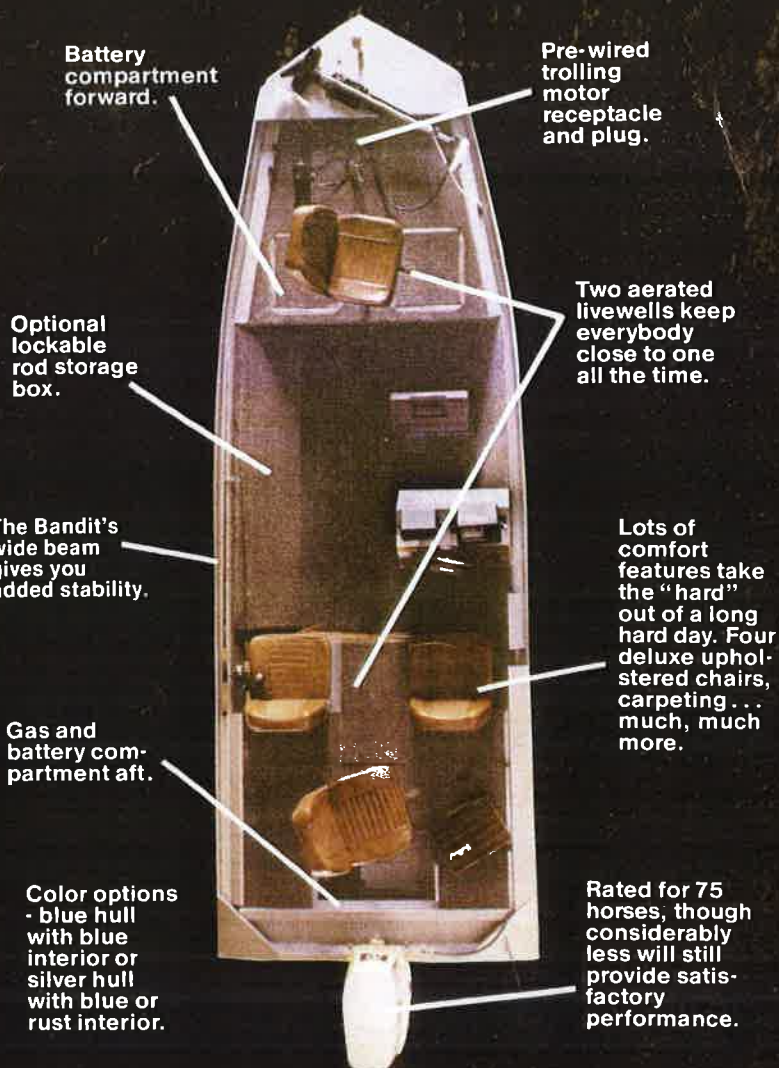
# THE BANDIT.



Full modified-V (4 degrees at the transom) gives the Bandit a super smooth ride without sacrifice to a shallow draft or a quick plane.



A sleek 17 footer, the Bandit is light in weight and heavy on performance.



New to our line, the Bandit delivers what serious fisherman have been looking for. You pick the spot and the Bandit will get you there, that's why we call her a pure fishing machine.

She's good looking. She's tough. She's comfortable. She's stable. She's strictly deluxe. Plus, like each boat Alumacraft makes, the quality is built in rather than added on. What more could you want?

## THE ALUMACRAFT STORY

Fishing has its own set of rules and requirements for a boat. And Alumacraft builds boats for no other purpose than fishing. That's one reason we think Alumacraft boats are the best fishing boats you can buy.

First of all, our boats are made with 5052 aluminum alloy. It costs us more to give you this

better material. But you end up with a much stronger and stiffer boat that's destined to give you a lifetime of fishing pleasure; and then probably do the same for your kids.

We use preformed, extruded ribs (and lots of 'em) to make your Alumacraft boat a whole lot stronger and more durable. Our skin is tough and when we add the muscle of solid rib support you've got a boat that's going to last, even when the going gets rough.



# THE MV-PRO

Modified-V (4 degrees at the transom) for quick plane and smooth ride.

Fishing platforms fore and aft.

Aluminum inner hull floor. Bilge pump keeps you light and dry.

Aerated livewell, dry storage, rod holders, etc.


Gas and battery compartments.

Rated for 70 H.P.

Detachable running lights. Pre-wired trolling motor receptacle and plug.

Comfort is here with two deluxe upholstered pedestal chairs and two fold down center seats.

Color options - blue hull with blue interior or silver hull with blue or rust interior.



Alumacraft's MV-PRO may be the best value bass boat in America. Unique modified-V gives this 16 footer the smooth quiet ride previously found only in heavier, more expensive boats.

Packed with luxury features that will get you where you're going, the MV Pro will give you that something extra.

Even the Alumacraft keels are better than those found on most boats. Our keels are pressed into a "U" rather than "V" shape. So stress is evenly dispersed throughout the keel rather than being focused on any one point — like it is at the bottom of a "V" keel. The result of our special "U" shaped keels is that over the years you'll enjoy a stronger hull and a boat that's much more resistant to punctures.

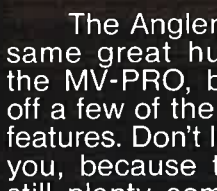
Another great feature of our boats is that

# THE ANGLER

Modified-V (4 degrees at the transom) for quick plane and smooth performance.

Two deluxe upholstered pedestal chairs, one upholstered bench (with storage).

Color options - blue hull with blue interior or silver hull with blue or rust interior.



The Angler features the same great hull design as the MV-PRO, but we've left off a few of the more deluxe features. Don't let that bother you, because the Angler is still plenty comfortable and still offers much, much more than any boat in its price range.

The Angler gives you the best in performance, design and practicality.

we use tempered rivets throughout the hull. This special assembly process assures you of a boat that's leak-free... and built to stay that way. When you combine first class materials with proven manufacturing techniques and a desire to build the best boat money can buy, you've got an Alumacraft.

On all but our smallest jon boats, our transoms are reinforced with 1" and 1/4" board that runs gunnel to gunnel. The board is then capped

Pre-wired for trolling motor.

Platform fore and aft.

Aerated livewell with cushioned lid.

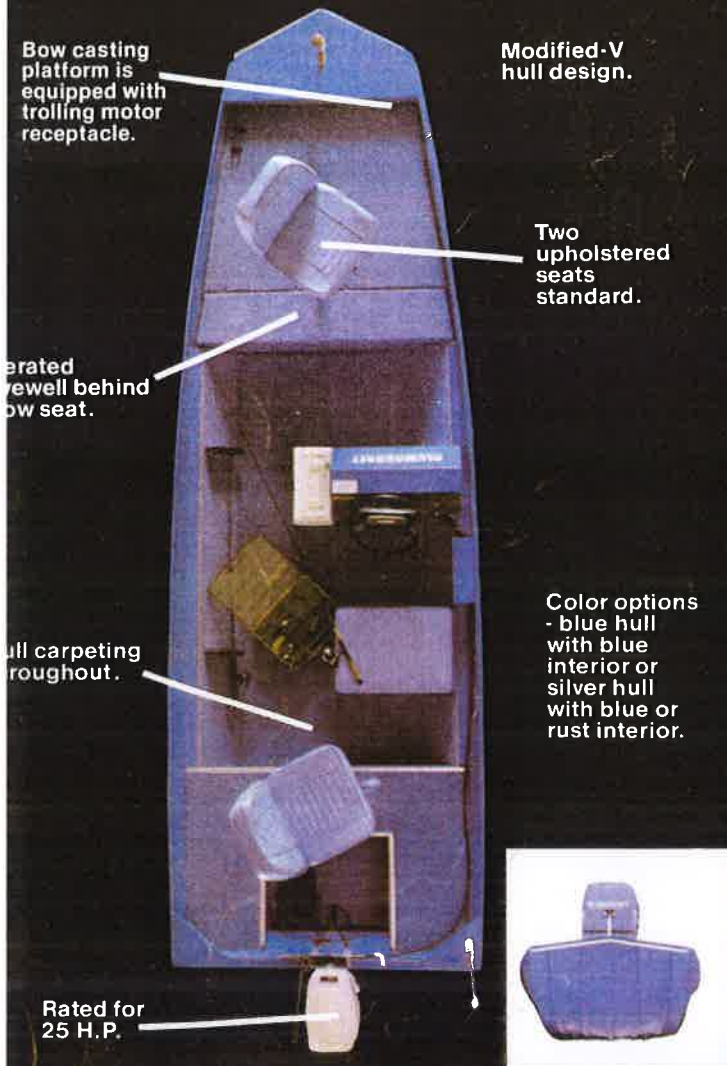
Gas and battery storage.

Rated for 40 H.P.





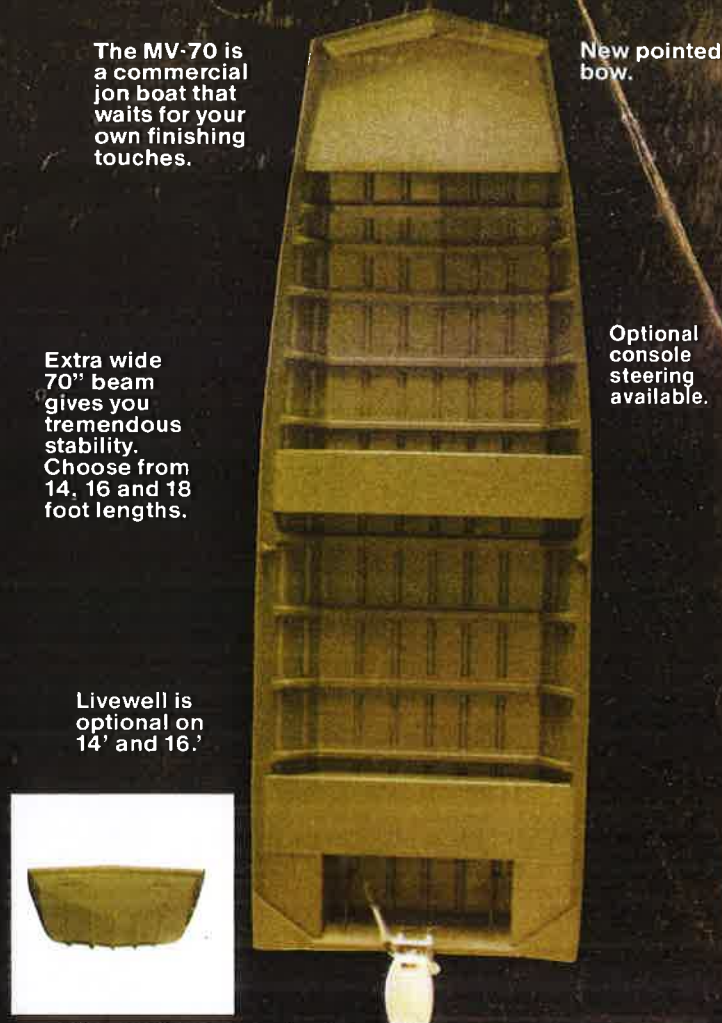
# THE SUPER HAWK



Alumacraft's Super Hawk is 15 feet of sleek pure fishing machine. Modest with frills, yet the design is extremely advanced. Quite comfortable. Very stable.

The Super Hawk is priced just above the basic jon boat. Who says you have to spend a lot of money to get a good bass boat?

# THE MV-70



The MV-70 was designed as a commercial rig. But lots of serious bassers have taken a liking to her because she offers you the ability to "customize" a boat to your exact specifications.

Read the jon boat features to get an idea of just how tough this boat really is. But remember that the MV-70 has a modified-V hull to give you the kind of performance you need for a good day of bassin'.

off with an aluminum inboard motor pad. This gives you strength in the place where you need it.

They're light enough to easily trailer and launch, so they use less gas getting to the water and less gas getting around on the water.

But just as important as all those features is the pride with which we build each boat. The Alumacraft people are fisherman just like you. We build every boat as if we were going to buy it ourselves.

When all is said and done, we want you to be as proud of owning an Alumacraft as we are having built it.



# JON BOATS

Alumacraft jon boats, built with the extraordinary durable 5052 alloy, offer excellent puncture protection and dent resistance while remaining light in weight. Options include console steering and upholstered swivel seats. Buy Alumacraft and buy with confidence.



1045-1245-1445

Beam 45" — Bottom width 30"  
— HP range: 1045 1-3 HP, 1245 1-5 HP, 1445 4-7 HP



1247-1447

Beam 47" — Bottom width 32"  
— HP range: 1247 4-10 HP, 1447 4-15 HP



1257-1457

Beam 57" — Bottom width 36"  
— HP range: 1257 4-15 HP, 1457 6-20 HP — 1457 —  
\*Livewell model available.



\*1562

Beam 62" — Bottom width 42"  
— HP range 10-25 HP —  
\*Livewell model available



\*1470-1670-1870

Beam 70" — Bottom width 48"  
— HP range: 1470 10-25 HP, 1670 15-35 HP, 1870 15-40 HP —  
\*Livewell model available.



\*MV 1470-\*MV 1670-MV 1870

Beam 70" — Bottom width 48"  
— HP range: MV 1470 10-25 HP, MV 1670 15-35 HP, MV 1870 15-40 HP —  
\*Livewell model available.



1474-1674-1874

Beam 74" — Bottom width 52"  
— HP range: 1474 15-40 HP, 1674 15-40 HP, 1874 15-40 HP





# ACCESSORIES



Optional lockable rod storage box for added protection. (available on Bandit only)



Jon boats can be equipped with console steering to give you more pleasurable driving.



A deluxe option for a modest cost console windshields are available on the Bandit, MV Pro, Angler and Superhawk.



Bow mount trolling motor bracket available on all Jon boats.



Bow mounted light bracket on our jon boats is a great safety feature.

## SPECIFICATIONS: Jon Boats and Bass Boats

		Center Length	Maximum Beam	Bottom Width	Transom Height	Side Height	Hull Thickness	Rec. H.P. Range	B.I.A. Rated Cap./Lbs.	Approx. Wt./Lbs.
ECONOMY LINE JON BOATS	1045	10'	45"	30"	15"	13 1/2"	.045	1-3	265	76
	1245	12'	45"	30"	15"	13 1/2"	.045	1-5	335	87
	1445	14'	45"	30"	15"	13 1/2"	.045	4-7	410	99
SUPERIOR LINE JON BOATS	1247	12'	47"	32"	15 1/2"	17"	.063	4-10	455	110
	1447	14'	47"	32"	15 1/2"	17"	.063	4-15	570	126
	1257	12'	57"	36"	15 1/2"	18 1/2"	.063	4-15	540	136
	1457	14'	57"	36"	15 1/2"	18 1/2"	.063	6-20	625	149
	1457 w/LW	14'	57"	36"	15 1/2"	18 1/2"	.063	6-20	605	154
COMMERCIAL MV-BOW	1470 MV	14'	70"	48"	15 1/2"	20"	.070	10-25	885	245
	1470MV w/LW	14'	70"	48"	15 1/2"	20"	.070	10-25	885	251
	1670 MV	16'	70"	48"	15 1/2/20"	20"	.070	15-35	1010	282/287
	1670 MV w/LW	16'	70"	48"	15 1/2"	20"	.070	15-35	1010	288
	1870 MV	18'	70"	48"	15 1/2/20"	20"	.070	15-40	1195	298/303
COMMERCIAL LINE JON BOATS	1562	15'	62"	42"	15 1/2"	19"	.063	10-25	775	226
	1562 w/LW	15'	62"	42"	15 1/2"	19"	.063	10-25	580	230
	1470	14'	70"	48"	15 1/2"	20"	.070	10-25	885	240
	1470 w/LW	14'	70"	48"	15 1/2"	20"	.070	10-25	885	246
	1670	16'	70"	48"	15 1/2"	20"	.070	15-35	1010	277
	1670 w/LW	16'	70"	48"	15 1/2"	20"	.070	15-35	1010	283
	1870	18'	70"	48"	15 1/2"	20"	.070	15-40	1195	295
	1474	14'	74"	52"	20"	21"	.070	15-30	980	294
	1674	16'	74"	52"	20"	21"	.070	15-40	1145	314
	1874	18'	74"	52"	20"	21"	.070	15-40	1265	332
BASS BOAT SPECIFICATIONS	MV Super Hawk	15'	56 1/2"	38"	15 1/2"	18 1/2"	.060	15-25	635	290
	MV Bass Angler	16'	64"	42"	20"	20"	.060	25-40	760	485
	MV-Pro	16'	64"	42"	20"	20 1/2"	.070	35-70	870	532
	MV Bandit	17'	71"	48"	20"	21"	.070	55-75	1020	600

## WARRANTY:

Alumacraft provides a limited warranty to original purchaser. The warranty can be obtained from an authorized Alumacraft dealer and is attached to all boats and canoes.

Prices and/or specifications subject to change without notice from Alumacraft. All Alumacraft aluminum fishing boats and canoes are B.I.A. certified and all ratings comply with Federal Boat Safety Act of 1971.

## BASS BOATS • JON BOATS • SEMI-VEES & CANOES

The New Wave in Boating.  
**ALUMACRAFT**

DEALER IMPRINT



# Luxury Series

Whether you're fishing a tournament or spending a weekend with your family at your favorite lake, comfort, convenience, and performance can be yours when you choose any one of the new Alumacraft **LUXURY SERIES** Semi-V's.

Standard features include: deluxe marine carpeting; stowable running lights; pre-wired bilge and livewell pumps; interior lights; beverage holders; upholstered seating; spacious livewells; lockable rod and storage compartments; underfloor accessory wiring channel; and, of course, the famous stretch-formed Alumacraft hull that gives you more room inside than you could ever imagine.

You can spend more money, but you can't buy more boat than the **LUXURY SERIES** from Alumacraft.



She's 17 feet, four inches of just plain the finest fishing boat money can buy.


Whether you're after crappies, northerns, walleyes, or trout, here is the boat that can do it all. The **Backtroller 17** is designed to be handled not only under full power, but holding that important piece of structure even on the windiest of days.

Combine the roomiest interior in the industry with the kind of features that make even the most elaborate rigging a breeze and you'll soon know why the **Backtroller 17** is the standard of excellence in a modern day fishing machine.

Features: Bow and stern fishing stations; huge 28 gallon aerated livewell; lockable seven foot rod and storage box; pre-wired accessory stations fore and aft; choice of fuel tank locations; marine carpeting; lockable bow gear or battery storage; wired, switched, and fused stern control panel; beverage holder; electric bilge pump; pre-wired interior lights; stowable running lights; fully upholstered pedestal seats (two standard); four pedestal sockets; extra large splash well; pre-wired bow receptacle for electric trolling motor; rated for up to 50 hp.

## Backtroller 17

1. Huge 28 gallon aerated livewell will hold even a giant muskie.
2. Seven foot lockable rod and storage box; a secure place to store your tackle and accessories.



3. Lockable battery storage and bow storage compartments.
4. Deluxe marine carpeting means a quieter, cooler, more comfortable boat.
5. Choose any one or all of the four pedestal seat locations. Fishing alone or with your friends, the Backtroller is made to do the job.

\*Shown with optional third seat.

### SPECIFICATIONS

Model	Gunwale Length	Overall Length	Overall Width	Overall Bow Height	Transom Height	Transom Width	Horsepower Range	B.I.A. Rated Capacity	Approximate Weight
Backtroller	18'2"	17'4"	70"	33½"	20"	61"	25-50	1420	560
Pro	18'2"	17'4"	70"	33½"	20"	61"	25-60	1305	625
Classic	17'2"	16'4"	70"	33½"	20"	61"	25-60	1305	560
Sunfisher	17'2"	16'4"	70"	33½"	20"	61"	25-60	1305	570





## Pro 17



Brand new for '82, the 17 foot, four inch **Pro 17** is the largest console steering model in the LUXURY SERIES. Spacious front and rear elevated fishing platforms, large fold down bench seat with roomy storage compartment, swivel seats (third seat optional), choice of three seat locations, huge 25 gallon aerated livewell, 7 ft. lockable rod and storage compartment, lockable front battery storage, bilge and aerator pumps, pre-wired and fused accessory panel, beverage holders, stowable running lights, optional windshield, plus all the other standard features of the LUXURY SERIES make the **Pro 17** the anglers choice for '82.



## Classic 16



Here is 16 feet, four inches of rugged versatility. The **Classic 16** features a new larger 19 gallon aerated livewell, console steering, elevated front fishing platform, seven foot lockable rod and storage compartment, upholstered seating with extra pedestal socket, fused dash panel, stowable running light, bilge and aerator pumps, interior lights, bow storage compartment, pre-wired bow trolling motor receptacle, battery storage area, and optional windshield. When you add all the features, you have a boat that's special. That's why it's called the **CLASSIC**.



## Sunfisher 16



Here is your key to fun in the sun. The **Sunfisher 16** features family oriented open bow seating with additional storage space, deluxe upholstery, two individual seats, aluminum bow rails, and a standard windshield. In addition there is a large 19 gallon livewell, pre-wired bilge and livewell pumps, stowable running lights, interior light, deluxe pre-wired dash panel, plus a seven foot lockable rod and storage box. The perfect family boat — the **Sunfisher 16** — adds up to hours of fun whether you're chasing a big large-mouth bass or enjoying the cool refreshing spray of a slalom ski.



**ALL  
NEW!**

# '82 Lunker Series

Rated from 15 to 45 hp, the **Lunkers** get you where you're going with ease and comfort. Whether you choose tiller or console steering, once your line hits the water you'll find the **Lunkers** perform like real pros and that means more fish on the stringer. Features like luxurious marine carpeting, choice of seating ar-


rangements, extra large splash wells, conveniently located livewells, and, of course, the spacious stretch-formed hulls that made Alumacraft the standard of the industry are just some of the reasons that the **Affordable Lunkers** will be the choice of folks that fish in 1982.



Forward accessory deck, flat floor, luxurious marine carpeting, rod storage, under floor accessory wiring channel, bench seating, and center-mounted livewells make the **Lunkers** the perfect answer to affordable luxury in an efficient modern day fishing machine.

**Additional options available:**  
console steering  
upholstered swivel seats

## Lunker 16



• Shown with optional swivel seats


### SPECIFICATIONS

Model	Gunwale Length	Overall Length	Overall Width	Overall Bow Height	Transom Height	Transom Width	Horsepower Range	B.I.A. Rated Capacity	Approximate Weight
Lunker 14	15'3"	14'6"	66½"	33½"	20"	61"	15-35	1060	355
Lunker 16	17'2"	16'4"	70"	33½"	20"	61"	15-45	1305	445
Lunker 14SS	15'3"	14'6"	66½"	33½"	20"	61"	15-35	1060	450
Lunker 16SS	17'2"	16'4"	70"	33½"	20"	61"	15-45	1305	530






Luxurious marine carpeting, two upholstered swivel pedestal seats (a third pedestal socket provided for the optional third seat on the 16SS only), centrally located livewells, spacious elevated front fishing platforms, lockable seven foot rod and storage box, forward accessory deck for locators, trolling motors, etc., forward storage compartment and an under floor accessory wiring channel all combine to make the Lunker series more than just a boat.



Options include:  
console steering  
windshield

## Lunker 16SS





# Totable Series

Here is the go anywhere, do anything, part of Alumacraft for '82, designed for people on the go. From the light weight, economy "T-12", to rugged and versatile "T-16XL", there is a perfect "Totable", just for you.





The sturdy XLs feature lots of staying power even under the toughest conditions. Big and roomy, with the quality features that mean years of trouble free performance. At your option you can add console steering, upholstered swivel seats and even a live well. Standard features like heavy duty, cool ray aluminum seating, extra large splash wells, built in oar locks, and the quality Alumacraft stretched formed hull design, mean you'll get the most for your boating dollar.




## OPTIONS

- console steering
- upholstered swivel seats
- built in livewell





SPECIFICATIONS		*Estimated Capacity							
Model	Gunwale Length	Overall Length	Overall Width	Overall Bow Height	Transom Height	Transom Width	Horsepower Range	B.I.A. Rated Capacity	Approximate Weight
T-14XL 15/20	15'0"	14'3"	61"	31½"	15/20"	60"	10-35	860/890	247/253
T-16XL 15/20	17'0"	16'3"	63"	31½"	15/20"	60"	15-45	1050/1195	269/275
T-15S	15'8"	15'0"	55"	26"	15"	52"	10-25	835	187
T-14S	14'8"	14'0"	54"	26"	15"	52"	6-20	765	156
T-12S	12'10"	12'1"	54"	26"	15"	52"	6-15	640	150
T-14	14'1"	13'6"	52"	23"	15"	46½"	4-10	545*	120
T-12	12'6"	12'0"	52"	23"	15"	46½"	4-7	500*	106






Whether you choose the fifteen, fourteen or twelve foot **Model S** you can be assured of getting the quality that is Alumacraft. Standard features include sturdy cool ray aluminum seating, built in oar locks, and heavy duty transoms. Costing just pennies an hour to operate, the durable construction of the "**S**" series mean years of trouble free service. (Options include console steering and upholstered swivel seating, built in livewell).





The all new "**T**" series are the go anywhere champions for 1982. Easily loaded on top of today's compact cars the **Model T's** let you take with you the key to an afternoons fishing or just catching a little sun no matter where you travel. Quality does not have to cost an arm and a leg, to see what we mean see the all **NEW "T" series** at your near by Alumacraft dealer.





# ALUMACRAFT®



## Alumacraft® produces a complete line of Bass Boats, Jon Boats, Canoes and Semi-V's

In 1946, the first Alumacraft fishing boat came off the production line. Now, thirty six years later, Alumacraft is still making aluminum boats with the same kind of philosophy we started with in 1946. We knew that we needed first class materials and decided that we would use the finest aluminum alloys that money could buy, that commitment is still valid in 1982.

Our quality has proven itself over the years in the close to half a million boats that have carried the name Alumacraft.

Today's fisherman demands a lot from his boat. Economy, durability, performance and comfort are just a few of the things that we take into consideration when we design a new boat. Once it has left the drawing board it goes to the water, where pros and amateurs alike take it thru its' paces. When testing is complete and the boat is

scheduled for production, our hundred and fifty employees make sure that the quality workmanship that is Alumacraft is carried out in every detail from the actual stretch forming of the hulls, to the placement of the decals.

Today, we operate two modern efficient plants, our home office in St. Peter, Minnesota, and our Bass and Jon boat plant in Arkadelphia, Arkansas.

There are over seven hundred Alumacraft dealers throughout the United States who will be happy to tell you more about Alumacraft and its' products. It is an old story, but one we are very proud of, after all you don't get to be the oldest manufacturer of Aluminum boats in the country unless you do things right.

### Stretch Form Story

All Alumacraft semi-v boats and canoes are constructed of marine aluminum and are stretch-formed on one of Alumacraft's stretching machines. By stretch-forming, we can manufacture a boat or canoe with only one hull seam. Also, stretch-forming allows us to better shape the boat's contour design to provide greater seaworthiness and utilization of interior space. After pre-form stretching, the two hull halves are overlapped and joined with an adhesive sealant, then spotwelded together. Next, the pre-formed transom and the one piece, extruded keel is riveted on, as well as the pre-formed ribs, gunnels, and sprayrails. Stretch-forming parts and hull means less rivet stress than the multi-seam, free form construction methods most other manufacturers use. These are but a few of the many reasons you see so many Alumacrafts in use today.

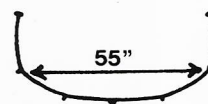
#### Limited Warranty To Original Owner:

Alumacraft provides a limited warranty to original purchaser. The warranty can be obtained from an authorized Alumacraft Dealer and is attached to all boats and canoes.

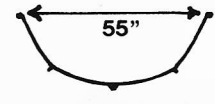
Prices and/or specifications subject to change without notice from Alumacraft. All Alumacraft aluminum fishing boats and canoes are B.I.A. certified and all ratings comply with Federal Boat Safety Act of 1971.

### Don't Be Misled By Specification Sheets ... Make This Comparison

Alumacraft's 2-Piece  
Stretched Hull  
Design



Ordinary  
Multi-Piece  
Hull Design



Ordinary boats are narrower at waterline — actually have less useable seating area. Also, multi-piece hulls contain more seams and rivets which can leak and cause future high maintenance costs.

### ALUMACRAFT® authorized dealer

1982



HOME OFFICE AND MANUFACTURING PLANT,  
**ALUMACRAFT® BOAT CO.**, 315 W. St. Julien St., St. Peter,  
Minn. 56082, Phone 507 931-1050  
**Manufacturing Plant, ALUMACRAFT® BOAT CO. OF ARKANSAS,**  
Hwy. 67 N. / Box 189, Arkadelphia, Ark. 71923, Ph 501 246-5555



# ALUMACRAFT®



## THE NEW WAVE IN BOATING.






# THE BANDIT®



Full modified-V (4 degrees at the transom) gives the Bandit a super smooth ride without sacrifice to a shallow draft or a quick plane.



A sleek 17 footer, the Bandit is light in weight and heavy on performance.



New to our line, the Bandit delivers what serious fishermen have been looking for. You pick the spot and the Bandit will get you there, that's why we call her a pure fishing machine.

She's good looking. She's tough. She's comfortable. She's stable. She's strictly deluxe. Plus, like each boat AlumaCraft makes, the quality is built in rather than added on. What more could you want?

## THE ALUMACRAFT STORY

Fishing has its own set of rules and requirements for a boat. And AlumaCraft builds boats for no other purpose than fishing. That's one reason we think AlumaCraft boats are the best fishing boats you can buy.

First of all, our boats are made with 5052 aluminum alloy. It costs us more to give you this

better material. But you end up with a much stronger and stiffer boat that's destined to give you a lifetime of fishing pleasure; and then probably do the same for your kids.

We use preformed, extruded ribs (and lots of 'em) to make your AlumaCraft boat a whole lot stronger and more durable. Our skin is tough and when we add the muscle of solid rib support you've got a boat that's going to last, even when the going gets rough.



# THE MV-PRO

Full modified-V (4 degrees at the transom) for quick plane and smooth ride.

Detachable running lights. Pre-wired trolling motor receptacle and plug.

Fishing platforms fore and aft.


Comfort is here with two deluxe upholstered pedestal chairs and two fold down center seats.

Aluminum inner hull floor. Bilge pump keeps you light and dry.

Aerated livewell, dry storage, rod holders, etc.

Gas and battery compartments.

Rated for 70 H.P.



Alumacraft's MV-PRO may be the best value bass boat in America. Unique modified-V gives this 16 footer the smooth quiet ride previously found only in heavier, more expensive boats.

Packed with luxury features that will get you where you're going, the MV Pro will give you that something extra.



Color options - blue hull with blue interior or silver hull with blue or rust interior.

# THE ANGLER

Modified-V (4 degrees at the transom) for quick plane and smooth performance.

Pre-wired for trolling motor.

Two deluxe upholstered pedestal chairs, one upholstered bench (with storage).

Platform fore and aft.

Aerated livewell with cushioned lid.

Color options - blue hull with blue interior or silver hull with blue or rust interior.


Gas and battery storage.

Rated for 40 H.P.



The Angler features the same great hull design as the MV-PRO, but we've left off a few of the more deluxe features. Don't let that bother you, because the Angler is still plenty comfortable and still offers much, much more than any boat in its price range.

The Angler gives you the best in performance, design and practicality.



Even the Alumacraft keels are better than those found on most boats. Our keels are pressed into a "U" rather than "V" shape. So stress is evenly dispersed throughout the keel rather than being focused on any one point — like it is at the bottom of a "V" keel. The result of our special "U" shaped keels is that over the years you'll enjoy a stronger hull and a boat that's much more resistant to punctures.

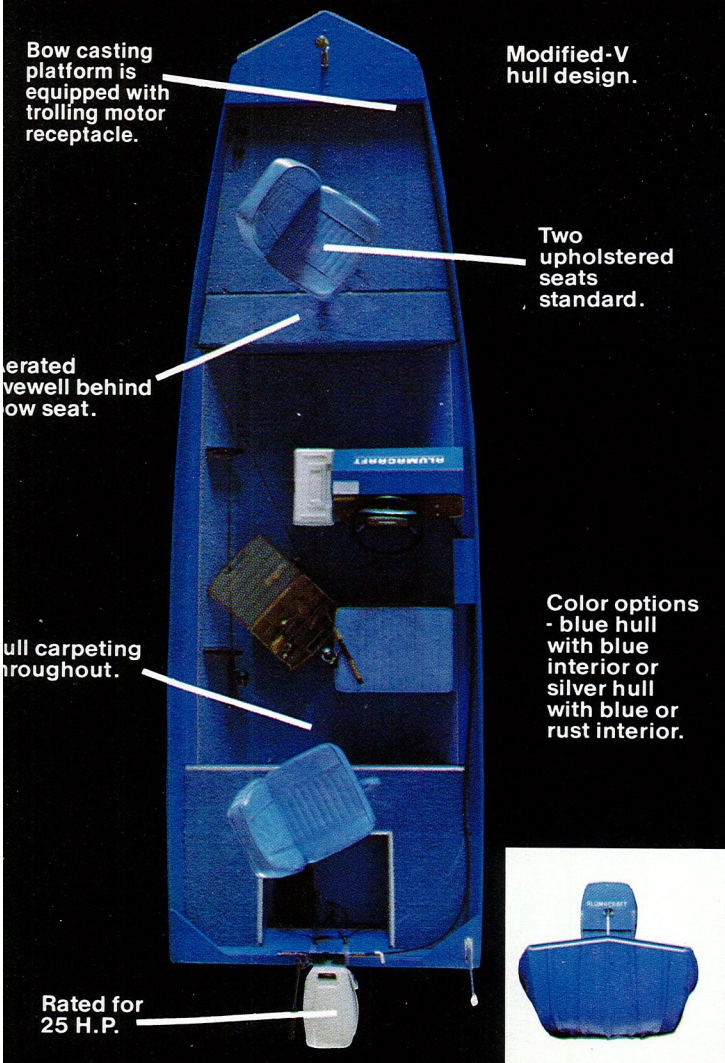
Another great feature of our boats is that

we use tempered rivets throughout the hull. This special assembly process assures you of a boat that's leak-free... and built to stay that way. When you combine first class materials with proven manufacturing techniques and a desire to build the best boat money can buy, you've got an Alumacraft.

On all but our smallest jon boats, our transoms are reinforced with 1" and 1/4" board that runs gunnel to gunnel. The board is then capped



# THE SUPER HAWK



Color options - blue hull with blue interior or silver hull with blue or rust interior.



Alumacraft's Super Hawk is 15 feet of sleek pure fishing machine. Modest with frills, yet the design is extremely advanced. Quite comfortable. Very stable.


The Super Hawk is priced just above the basic jon boat. Who says you have to spend a lot of money to get a good bass boat?

# THE MV-70

The MV-70 is a commercial jon boat that waits for your own finishing touches.

Extra wide 70" beam gives you tremendous stability. Choose from 14, 16 and 18 foot lengths.

Livewell is optional on 14' and 16'.




New pointed bow.

Optional console steering available.

The MV-70 was designed as a commercial rig. But lots of serious bassers have taken a liking to her because she offers you the ability to "customize" a boat to your exact specifications.

Read the jon boat features to get an idea of just how tough this boat really is. But remember that the MV-70 has a modified-V hull to give you the kind of performance you need for a good day of bassin'.



off with an aluminum inboard motor pad. This gives you strength in the place where you need it.

They're light enough to easily trailer and launch, so they use less gas getting to the water and less gas getting around on the water.


But just as important as all those features is the pride with which we build each boat. The Alumacraft people are fisherman just like you. We build every boat as if we were going to buy it ourselves.

When all is said and done, we want you to be as proud of owning an Alumacraft as we are having built it.




# JON BOATS

Alumacraft jon boats, built with the extraordinary durable 5052 alloy, offer excellent puncture protection and dent resistance while remaining light in weight. Options include console steering and upholstered swivel seats. Buy Alumacraft and buy with confidence.




1045-1245-1445

Beam 45" — Bottom width 30"  
— HP range: 1045 1-3 HP, 1245  
1-5 HP, 1445 4-7 HP




1247-1447

Beam 47" — Bottom width 32"  
— HP range: 1247 4-10 HP, 1447  
4-15 HP




1257-\* 1457

Beam 57" — Bottom width 36"  
— HP range: 1257 4-15 HP, 1457  
6-20 HP — 1457 —  
\*Livewell model available.




\*1562

Beam 62" — Bottom width 42"  
— HP range 10-25 HP —  
\*Livewell model available




\*1470-\*1670-1870

Beam 70" — Bottom width 48"  
— HP range: 1470 10-25 HP, 1670  
15-35 HP, 1870 15-40 HP —  
\*Livewell model available.



\*MV 1470-\*MV 1670-MV 1870

Beam 70" — Bottom width 48"  
— HP range: MV 1470 10-25 HP,  
MV 1670 15-35 HP, MV 1870  
15-40 HP —  
\*Livewell model available.



1474-1674-1874

Beam 74" — Bottom width 52"  
— HP range: 1474 15-40 HP,  
1674 15-40 HP, 1874 15-40 HP






# ACCESSORIES




Optional lockable rod storage box for added protection. (available on Bandit only)




Jon boats can be equipped with console steering to give you more pleasurable driving.



A deluxe option for a modest cost console windshields are available on the Bandit, MV Pro, Angler and Superhawk.



Bow mount trolling motor bracket available on all Jon boats.



Bow mounted light bracket on our jon boats is a great safety feature.

## SPECIFICATIONS: Jon Boats and Bass Boats

		Center Length	Maximum Beam	Bottom Width	Transom Height	Side Height	Hull Thickness	Rec. H.P. Range	B.I.A. Rated Cap./Lbs.	Approx. Wt./Lbs.
ECONOMY LINE JON BOATS	1045	10'	45"	30"	15"	13 1/2"	.045	1-3	265	76
	1245	12'	45"	30"	15"	13 1/2"	.045	1-5	335	87
	1445	14'	45"	30"	15"	13 1/2"	.045	4-7	410	99
SUPERIOR LINE JON BOATS	1247	12'	47"	32"	15 1/2"	17"	.063	4-10	455	110
	1447	14'	47"	32"	15 1/2"	17"	.063	4-15	570	126
	1257	12'	57"	36"	15 1/2"	18 1/2"	.063	4-15	540	136
	1457	14'	57"	36"	15 1/2"	18 1/2"	.063	6-20	625	149
	1457 w/LW	14'	57"	36"	15 1/2"	18 1/2"	.063	6-20	605	154
COMMERCIAL MV-BOW	1470 MV	14'	70"	48"	15 1/2"	20"	.070	10-25	885	245
	1470MV w/LW	14'	70"	48"	15 1/2"	20"	.070	10-25	885	251
	1670 MV	16'	70"	48"	15 1/2/20"	20"	.070	15-35	1010	282/287
	1670 MV w/LW	16'	70"	48"	15 1/2"	20"	.070	15-35	1010	288
	1870 MV	18'	70"	48"	15 1/2/20"	20"	.070	15-40	1195	298/303
COMMERCIAL LINE JON BOATS	1562	15'	62"	42"	15 1/2"	19"	.063	10-25	775	226
	1562 w/LW	15'	62"	42"	15 1/2"	19"	.063	10-25	580	230
	1470	14'	70"	48"	15 1/2"	20"	.070	10-25	885	240
	1470 w/LW	14'	70"	48"	15 1/2"	20"	.070	10-25	885	246
	1670	16'	70"	48"	15 1/2"	20"	.070	15-35	1010	277
	1670 w/LW	16'	70"	48"	15 1/2"	20"	.070	15-35	1010	283
	1870	18'	70"	48"	15 1/2"	20"	.070	15-40	1195	295
	1474	14'	74"	52"	20"	21"	.070	15-30	980	294
	1674	16'	74"	52"	20"	21"	.070	15-40	1145	314
	1874	18'	74"	52"	20"	21"	.070	15-40	1265	332
BASS BOAT SPECIFICATIONS	MV Super Hawk	15'	56 1/2"	38"	15 1/2"	18 1/2"	.060	15-25	635	290
	MV Bass Angler	16'	64"	42"	20"	20"	.060	25-40	760	485
	MV-Pro	16'	64"	42"	20"	20 1/2"	.070	35-70	870	532
	MV Bandit	17'	71"	48"	20"	21"	.070	55-75	1020	600

## WARRANTY:

Alumacraft provides a limited warranty to original purchaser. The warranty can be obtained from an authorized Alumacraft dealer and is attached to all boats and canoes.

Prices and/or specifications subject to change without notice from Alumacraft. All Alumacraft aluminum fishing boats and canoes are B.I.A. certified and all ratings comply with Federal Boat Safety Act of 1971.

## BASS BOATS • JON BOATS • SEMI-VEES & CANOES

The New Wave in Boating.  
**ALUMACRAFT®**

DEALER IMPRINT