

1981

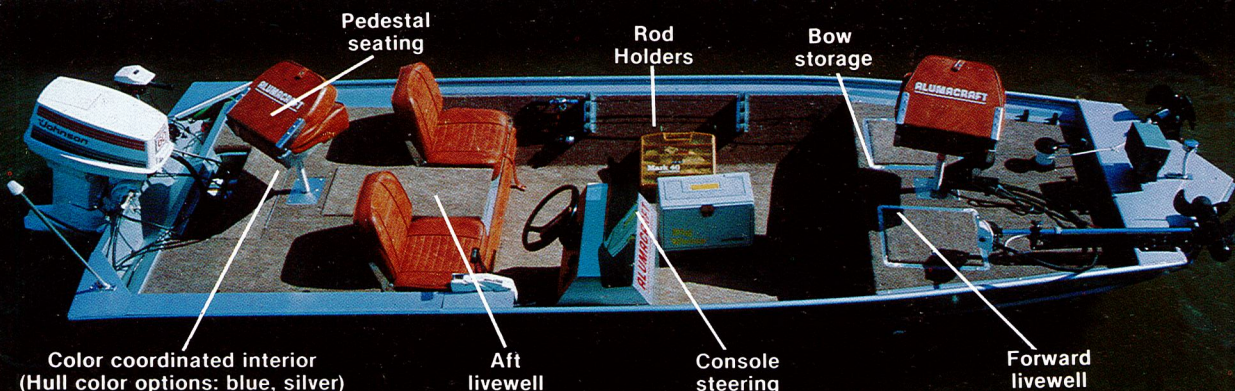


ALUMACRAFT


...more than just bass boats and jon boats

ALUMACRAFT

MV BASS BOATS




BANDIT ...the bass assassin! Built for the guy who wants to get there, *"the fustest with the mostest."* With more features per foot than you ever thought you'd see in a boat at this price—features like aerated livewells fore and aft; prewired sounder and graph stations; accessory battery compartment forward; fuel and main battery locations aft (out of sight and out of the way!) Bandit's modified v-bow cuts through the chop, directing spray down and away from you, for a drier ride in bigger waters. Easy on a budget, Bandit's still got plenty of hustle, muscle, and class—Bandit's the name if bass is *your* game!




SUPERHAWK MV ...a whole bunch of boat packed into fifteen feet of virtual indestructibility! Easy to rig, easy to trailer, fast on the water, and chock full of the features most bass fishermen want in a boat—namely, pedestal seating, console steering, aerated livewell, and marine carpeting! The Superhawk MV means super fishin' fun all season long! (Upholstered seats optional.)







BASS ANGLER...sixteen feet of the roughest, toughest, go out and git some bass, boat you'll ever clamp a motor on! With fishing platforms fore and aft, bow storage, under seat storage, stern gas and battery compartments, aerated livewell, rod holders, and pre-wired trolling motor station at the bow—the modified v-bow Bass Angler has got everything a bassman needs—and more!



JON BOATS . . . Alumacraft jon boats, built with the extraordinarily durable 5052 alloy, offer excellent puncture protection and dent resistance while remaining light in weight. Options include console steering, livewell, upholstered seats, and modified v-bow construction. Buy Alumacraft and buy with confidence.



 <p>1562 BEAM 62" BOTTOM WIDTH 42" HP RANGE 10-25 HP</p>	 <p>1045-1245-1445 BEAM 45" BOTTOM WIDTH 30" HP RANGE 1045 1-3 HP 1245 1-5 HP 1445 4-7 HP</p>	 <p>1247-1447 BEAM 47" BOTTOM WIDTH 32" HP RANGE 1247 4-10 HP 1447 4-15 HP</p>	 <p>1257-1457 BEAM 57" BOTTOM WIDTH 36" HP RANGE 1257 4-15 HP 1457 6-20 HP</p>
---	--	---	---

ALUMACRAFT

COMMERCIAL

Whether you're looking for a "hawk hawler" or a flatbottomed workhorse for everyday commercial use, these Alumacrafts will never let you down—sturdy, well-built, able to survive almost any kind of abuse, these commercial models offer you the kind of boat value found in much more expensive craft!

DEALER IMPRINT

WARRANTY Alumacraft provides a limited warranty to original purchaser. The warranty can be obtained from an authorized Alumacraft Dealer and is attached to all boats and canoes.


Prices and/or specifications subject to change without notice from Alumacraft. All Alumacraft aluminum fishing boats and canoes are B.I.A. certified and all ratings comply with Federal Boat Safety Act of 1971.



1470-1670-1870
BEAM 70"
BOTTOM WIDTH 48"
HP RANGE
1470 10-25 HP
1670 15-35 HP
1870 15-40 HP



MV1470, MV1670, MV1870
BEAM 70"
BOTTOM WIDTH 48"
HP RANGE
MV1470 10-25 HP
MV1670 15-35 HP
MV1870 15-40 HP
(Optional livewell shown)



1674-1874
BEAM 74"
BOTTOM WIDTH 52"
HP RANGE
1674 15-35 HP
1874 15-40 HP

SPECIFICATIONS: Jon Boats and Bass Boats

	Center Length	Maximum Beam	Bottom Width	Transom Height	Side Height	Hull Thickness	Rec. H.P. Range	B.I.A. Rated Cap./Lbs.	Approx. Wt./Lbs.
ECONOMY LINE JON BOATS									
1045	10'	45"	30"	15"	13 1/2"	.045	1-3	265	76
1245	12'	45"	30"	15"	13 1/2"	.045	1-5	335	87
1445	14'	45"	30"	15"	13 1/2"	.045	4-7	410	99
SUPERIOR LINE JON BOATS									
1247	12'	47"	32"	15 1/2"	17"	.063	4-10	455	110
1447	14'	47"	32"	15 1/2"	17"	.063	4-15	570	126
1257	12'	57"	36"	15 1/2"	18 1/2"	.063	4-15	530	136
1457	14'	57"	36"	15 1/2"	18 1/2"	.063	6-20	615	149
1457 w/LW	14'	57"	36"	15 1/2"	18 1/2"	.063	6-20	595	154
COMMERCIAL MV-BOW									
1470MV	14'	70"	48"	15"	20"	.070	10-25	875	245
1470MV w/LW	14'	70"	48"	15"	20"	.070	10-25	875	251
1670 MV	16'	70"	48"	15/20"	20"	.070	15-35	990	282/287
1670 MV w/LW	16'	70"	48"	15"	20"	.070	15-35	990	288
1870 MV	18'	70"	48"	15/20"	20"	.070	15-40	1175	298/303

	Center Length	Maximum Beam	Bottom Width	Transom Height	Side Height	Hull Thickness	Rec. H.P. Range	B.I.A. Rated Cap./Lbs.	Approx. Wt./Lbs.
COMMERCIAL LINE JON BOATS									
1562C	15'	62"	42"	15 1/2"	19"	.070	10-25	820	226
1470C	14'	70"	48"	15 1/2"	20"	.070	10-25	875	240
1470 w/LW	14'	70"	48"	15 1/2"	20"	.070	10-25	875	246
1670C	16'	70"	48"	15 1/2"	20"	.070	15-35	990	277
1670 w/LW	16'	70"	48"	15 1/2"	20"	.070	15-35	990	283
1870C	18'	70"	48"	15 1/2"	20"	.070	15-40	1175	295
1674	16'	74"	52"	20"	20"	.070	15-35	1125	314
1874	18'	74"	52"	20"	20"	.070	15-40	1245	332
BASS BOAT SPECIFICATIONS									
MV Bandit	17'	71"	48"	20"	20"	.070	25-70	1090	600
MV Bass Angler	16'	64"	42"	20"	20"	.060	25-40	760	485
MV Super Hawk	15'	56 1/2"	38"	15"	18 1/2"	.060	15-25	655	290
MV Pro	16'	64"	42"	20"	20 1/2"	.070	25-70	850	532

Home Office and Manufacturing Plant ALUMACRAFT BOAT CO., 315 West St. Julien Street, St. Peter, Minnesota 56082, Phone (507) 931-1050
Manufacturing Plant ALUMACRAFT BOAT CO. OF ARKANSAS, Highway 67 North / Box 189, Arkadelphia, Arkansas 71923, Phone (501) 246-5555

Printed in U.S.A. (WC)

1981



ALUMACRAFT

. . . more than just a boat

ALUMACRAFT



BACKTROLLER ... the ultimate weapon when it comes to pike, perch, trout, you name it! Built from the keel up to make your fishing adventures more enjoyable than ever. A deep, stretch-formed semi-v bottomed hull means terrific handling, excellent stability, and a dry ride. "Holding structure" or "up on plane", BACKTROLLER provides the kind of roomy comfort and security you've always wanted. Tiller steering means more responsiveness, more convenient location of accessories, and plenty of unobstructed space for handling the heaviest "action".



The BACKTROLLER's the big one that lets you get away!

FEATURES: Bow and stern fishing stations; huge aerated livewell; lockable rod box; pre-wired depth finder stations; choice of fuel tank locations; marine carpeting; lockable bow storage; nonglare treated interior; wired, switched and fused stern control panel; electric bilge pump; 2 interior lights; stowable running lights; 3rd pedestal seat socket; large motor splash well; fully upholstered, foam cushioned seats (2 standard, 3rd seat optional).

LIVEWELL

BACKTROLLER SPECIFICATIONS:

Gunwale Length	18'2"
Overall Length	17'4"
Overall Width	70"
Overall Bow Height	33 1/2"
Transom Height	20"
Transom Width	61"
Horsepower Range	25-50
B.I.A. Rated Capacity	1420
Approximate Weight/lbs.	560





CLASSIC . . . preferred by many anglers, the Classic gives you the most boat possible in a clean, simple, easy-to-run setup.

FEATURES: Forward casting platform; aerated livewell; console steering; 2nd pedestal socket; wired, switched and fused control panel; bilge pump; stowable running lights; interior light; bow storage; rod holders; beverage holders; upholstered seats. (Windshield optional).

SUNFISHER . . . pulling skiers, cruising down river, taking a spin around the lake, or dropping a line among the pads—whatever your pleasure, *Sunfisher's* ideal!

FEATURES: Padded bow area; bow railing; aerated live-well; console steering with standard windshield; wired, switched and fused control panel; electric bilge pump; stowable running lights; interior light; bow storage; under seat storage; beverage holders; upholstered seats; lockable rod box.



PRO . . . the performance fishing package you can instantly rig for *your* kind of fishing action!

FEATURES: Casting platforms bow and stern; large, "easy access" aerated livewell; console steering; wired, switched and fused control panel; bilge pump; stowable running lights; interior light; lockable bow storage; rod holders; beverage holders; 3rd pedestal socket; upholstered seats. (Windshield optional)



KINGFISHER 16

. . . capacity and versatility in an ingeniously uncomplicated layout! **FEATURES:** Sealed dry storage compartment (easily converts to livewell), rodholders, marine carpeting. (Console steering optional)

SPECIFICATIONS:

Model	Gunwale Length	Overall Length	Overall Width	Overall Bow Height	Transom Height	Transom Width	Horsepower Range	B.I.A. Rated Capacity	Approximate Weight
Classic	17'2"	16'4"	70"	33 1/2"	20"	61"	25-60	1335	550
Sunfisher	17'2"	16'4"	70"	33 1/2"	20"	61"	25-60	1325	580
Pro	17'2"	16'4"	70"	33 1/2"	20"	61"	25-60	1335	600
Kingfisher 16	17'2"	16'4"	70"	33 1/2"	20"	61"	15-45	1315	399
Kingfisher Utility	17'2"	16'4"	70"	33 1/2"	20"	61"	25-45	1315	424

F16 ... Big and basic. Unbeaten for simple, rugged, functional design. The F16 will take you places where others fear to tread, all the while using less horsepower, and providing a drier ride! Besides the huge splash well, level flotation, oar locks and superb overall construction of the F16, you get the same semi-v hull configuration found throughout the Alumacraft line. And that's a big part of the reason behind the F16's enduring value! (Steering and upholstered seats opt.)




F16 and F16 Utility:

Gunwale Length	17'
Overall Length	16'3"
Overall Width	64"
Overall Bow Height	31 1/2"
Transom Height	15/20"
Transom Width	60/61"
Horsepower Range	15-45
B.I.A. Rated Capacity	1050/1195
Approx. Weight	F16 269/275
	F16 Utility 294/300

SPECIFICATIONS F14 and F14 Utility:

Gunwale Length	15'
Overall Length	14'3"
Overall Width	63"
Overall Bow Height	31 1/2"
Transom Height	15/20"
Transom Width	60/61"
Horsepower Range	F14 10-35
B.I.A. Rated Capacity	860/990
Approx. Weight	F14 247/253
	F14 Utility 272/278



KINGFISHER 14 ... little brother to the KINGFISHER 16 ... walk-through midship seating, carpeting, open bow storage area, and easy trailerability! Options include console steering and upholstered seating.



F14 ... the scaled down version of the F16. Like the larger boat, the F14 comes with oarlocks standard, and options include console steering and upholstered seats.

SPECIFICATIONS: Kingfisher 14 and Kingfisher 14 Utility

Gunwale	15'
Overall Length	14'3"
Overall Width	63"
Overall Bow Height	31 1/2"
Transom Height	15/20"
Transom Width	60/61"
Horsepower Range	(14) 15-35
	(Utility) 25-35
B.I.A. Rated Capacity	820/955
Approx. Weight	(14) 297/306
	(Utility) 322/331





FD . . . the tough one. The capacity, durability, and economy champion in its class! Built to survive the rigors of every day use under commercial conditions, the FD sports a big, quick drain splash well, thicker aluminum skin and a 25 horsepower maximum rating!

F7 . . . The largest selling boat of its kind in the world . . . Rides dry and takes tremendous punishment day after day without complaining! The F7 costs mere pennies per hour to operate, and that's why the F7 has been a winner from the very start.

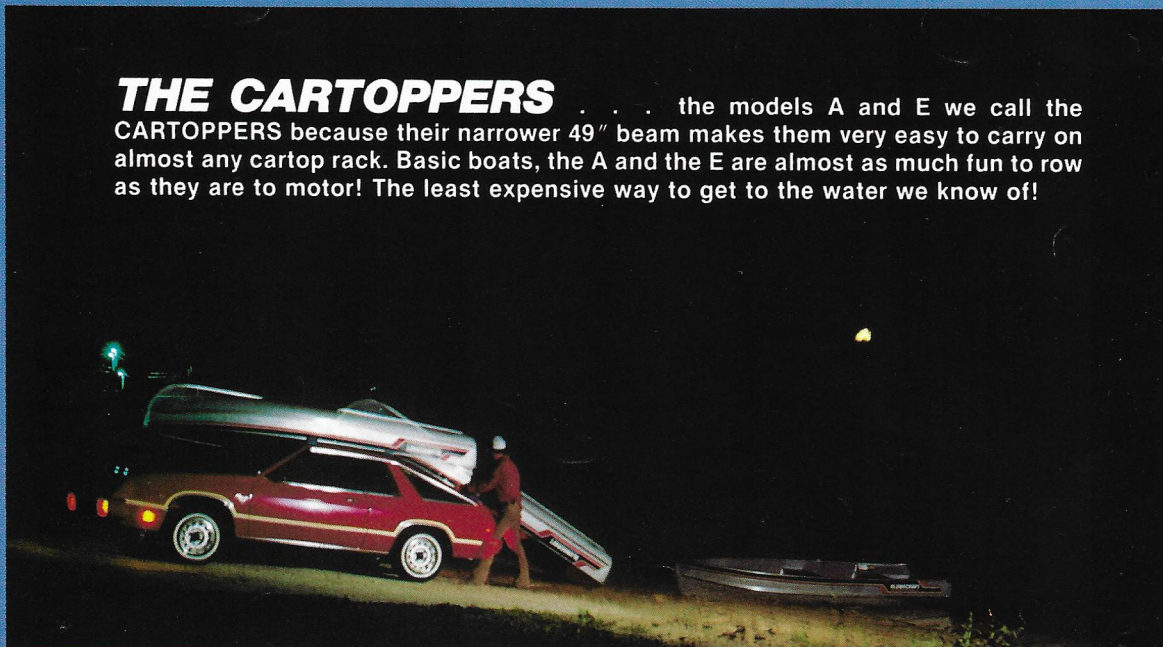
R7 . . . the shorter version of the F7. The sturdy 12 footer for small water fishing.



(FD, F7 and R7 available with console steering and upholstered seating options.)

THE CARTOPPERS

. . . the models A and E we call the CARTOPPERS because their narrower 49" beam makes them very easy to carry on almost any cartop rack. Basic boats, the A and the E are almost as much fun to row as they are to motor! The least expensive way to get to the water we know of!




SPECIFICATIONS:

Model	Gunwale Length	Overall Length	Overall Width	Overall Bow Height	Transom Height	Transom Width	Horsepower Range	B.I.A. Rated Capacity	Approximate Weight
E	12'6"	12'	49"	24"	15"	43"	4-7	530	106
R7	12'10"	12'1"	54"	26"	15"	52"	6-15	640	150
A	14'1"	13'6"	49"	25"	15"	43"	4-7	575	120
F7	14'8"	14'	55"	26"	15"	52"	6-25	765	156
FD15	15'8"	15'	55"	26"	15"	52"	10-25	835	187




Chuck Ross . . . master angler, outdoor writer, design consultant. Chuck's fished all over the world, and fished from all kinds of boats, from monster deep sea sportsfishermen to one-man rubber rafts. Together with the Alumacraft design team, Chuck's spent hundreds of hours developing the refinements you've seen in the preceding pages.

"Pound for pound, inch for inch, you can't find a better-built boat at any price . . . Now, with the changes we've made for 1981, the buyer's getting even more value for his money--and that's exactly what we want!"



Don Meyers, high school principal . . . I'm strictly a 'weekend warrior' when it comes to fishing, but once I'm on the water in my Alumacraft, you ought to see me go!"



Kathy Yale, Leslie Norman . . . active members of the Women Anglers of Minnesota. *"When you get serious about fishing, you want a serious fishing rig--and you can't get any more serious than Alumacraft!"*

George Popa, resort operator. *"Some of these boats have been in the livery here for nearly thirty years. You'll never know the beating they take every day, every season. But I do--and that's why all I buy is Alumacraft!"*



EVERY ALUMACRAFT SEMI-V . . .

represents a tremendous investment in recreational value. Each boat is built to keep you on the water, conceived to eliminate as much fussing around dockside as possible.

Aluminum is an ideal material for small craft construction . . . it's strong, light in weight, and resists the elements. Just the weight factor alone means the aluminum boat owner requires less horsepower to propel his boat at any given speed; less fuel per hour; and less elaborate equipment to trailer and launch his craft.

Alumacrafts are ideal aluminum boats because the construction technique we use is based on aluminum's special characteristics. Other manufacturers merely adopted aluminum to wooden boat

concepts--Alumacraft boats have been built from the beginning to take maximum advantage of aluminum's virtues. That's why Alumacrafts resist puncture better; are harder to dent; and hold up without a lot of babying.

Since we introduced the first mass produced aluminum boat back in 1946, Alumacraft has accumulated more experience, built more hulls, and established a longer track record than any other manufacturer of aluminum boats in the world!

If you fish, odds are you already know someone who owns an Alumacraft. If you're just starting out, it's only a matter of time until you meet one of our boats in action! Either way, there will come a day when ***you'll want an Alumacraft of your own.***

LIMITED WARRANTY TO ORIGINAL OWNER;

Alumacraft provides a limited warranty to original purchaser. The warranty can be obtained from an authorized Alumacraft Dealer and is attached to all boats and canoes.

Prices and/or specifications subject to change without notice from Alumacraft. All Alumacraft aluminum fishing boats and canoes are B.I.A. certified and all ratings comply with Federal Boat Safety Act of 1971.

DEALER IMPRINT

1980