

1980

1980

ALUMACRAFT

BASS BOATS—JON BOATS



ALUMACRAFT

BASS BOATS

THE FEATHERWEIGHTS!

16' MV PRO This low profile, modified vee model is designed to provide fishermen with a high performance Bass Boat at a very reasonable price. The hull is formed from a single sheet of heavy gauge marine aluminum for maximum strength and durability. The modified vee bow design of the MV PRO gives this boat the dry, smooth, quiet, high performance previously found in the heavier, more expensive bass boats. This handsome boat is one you will be proud to own. Available in silver or blue colors. Pictured with optional windshield.




STANDARD EQUIPMENT—16' MV PRO and 16' MV ANGLER

- Detachable running lights
- Deluxe color co-ordinated marine carpet
- Mechanical steering
- Prewired trolling motor receptacle and plug
- Aluminum steering console
- Two pedestal seats
- Two fold down seats on Pro and bench seat on Angler
- Aqueduct transom tray
- Aluminum inner hull floor
- Bilge Pump (Pro only)
- Livewell (aerated on Pro)
- Fused switch panel
- Bow dry storage
- Rod holders
- Beverage holders

Available options: windshield, armrests.

16' MV ANGLER For performance, design, practicability, this new model ranks at the "top of the class." This sleek boat, with its modified vee bow extending 40% of the hull length, will give a dry, quiet, smooth ride even in choppy water. An outboard motor in the medium horsepower range is all this boat needs to get you to that favorite fishing location in a hurry. Best of all, this boat, with all its deluxe features, is very affordable. Optional colors are silver or blue.



15' HAWK This 15' Hawk Bass Boat has a lot to offer at a very low cost. Mounted on its all aluminum floor are two aluminum based fiberglass seats. Trolling motor pad, bow storage compartment, and running lights are standard. Console steering, upholstered seats and carpet are optional. Colors available are blue or silver.



15' SUPER HAWK The Super Hawk has the same hull as the 15' Hawk, but includes more features. Included as standard are full carpet, bow casting platform, livewell, running lights, mechanical steering and console, three fiberglass seats. Upholstered seats can be exchanged for fiberglass seats. Colors available are blue or silver.

JON BOATS

ALUMACRAFT

N BOAT FEATURES

- Preformed extruded ribs extend up hull sides for greater strength (except on 1244 model) • More and stronger ribs give added durability
- Sturdy 1 $\frac{3}{8}$ " thick transom with specially treated plywood inboard extending full width • Aluminum inboard motor pad • Seats with one inch front and back flange for easy securing of portable seats • Seats fitted to hull contour but not riveted to bottom • Level foam flotation
- Hydraulically-pressed keels and side stiffeners • Heavy-duty extruded gunnels • Drain plug • Lifting handles • Made from 5052 alloy aluminum.

FLAT BOTTOM MODELS



NEW V-BOW COMMERCIAL MODELS



1244
BEAM 44"
BOTTOM WIDTH 30"
HP RANGE 2-5 HP



1246-1446
BEAM 46"
BOTTOM WIDTH 30"
HP RANGE
1246 4-7 HP
1446 4-7 HP



1247-1447
BEAM 47"
BOTTOM WIDTH 32"
HP RANGE
1247 4-10 HP
1447 4-10 HP



1257-1457
BEAM 57"
BOTTOM WIDTH 36"
HP RANGE
1257 4-15 HP
1457 6-20 HP



1562
BEAM 62"
BOTTOM WIDTH 42"
HP RANGE 10-25 HP



1470-1670-1870
BEAM 70"
BOTTOM WIDTH 48"
HP RANGE
1470 10-25 HP
1670 15-35 HP
1870 15-40 HP




MV1470, MV1670, MV1870
BEAM 70"
BOTTOM WIDTH 48"
HP RANGE
MV1470 10-25 HP
MV1670 15-35 HP
MV1870 15-40 HP

- AVAILABLE OPTIONS:**
- SEAT CLAMPS
 - UPHOLSTERED SEATS
 - ARM RESTS
 - MECHANICAL STEERING
 - LIVEWELL (57 & 70 SERIES)

Pictured with optional livewell

BASS BOATS—JON BOATS

ALUMACRAFT



1. MV Pro Livewell and Bassin Bag.
2. Upholstered Seat with Optional Arm Rest.
3. Super Hawk Livewell.
4. MV Pro-MV Angler Optional Windshield.
5. MV Angler Livewell.
6. Small Car Trailability.

ALUMINUM JON BOATS SPECIFICATIONS

	Center Length	Maximum Beam	Bottom Width	Transom Height	Side Height	Hull Thickness	Rec. H.P. Range	B.I.A. Rated Capacity/Lbs.	Approx. Weight/Lbs.
ECONOMY LINE JON BOATS									
1244	12'	44"	30"	15"	15"	.045	2-5	330	83
DELUXE LINE JON BOATS									
1246	12'	46"	30"	15"	15 1/2"	.051	4-7	385	93
1446	14'	46"	30"	15"	15 1/2"	.051	4-7	480	105
SUPERIOR LINE JON BOATS									
1247	12'	47"	32"	15 1/2"	17"	.063	4-10	445	110
1447	14'	47"	32"	15 1/2"	17"	.063	4-10	560	126
1257	12'	57"	36"	15 1/2"	18 1/2"	.063	4-15	530	136
1457	14'	57"	36"	15 1/2"	18 1/2"	.063	6-20	615	149
1457 w/LW	14'	57"	36"	15 1/2"	18 1/2"	.063	6-20	600	154
COMMERCIAL LINE JON BOATS									
1562C	15'	62"	42"	15 1/2"	19"	.070	10-25	810	226
1470C	14'	70"	48"	15 1/2"	20"	.070	10-25	920	240
1470C w/LW	14'	70"	48"	15 1/2"	20"	.070	10-25	885	246
1670C	16'	70"	48"	15 1/2"	20"	.070	15-35	1050	277
1670C w/LW	16'	70"	48"	15 1/2"	20"	.070	15-35	1020	283
1870C	18'	70"	48"	15 1/2"	20"	.070	15-40	1160	295
V BOW COMMERCIAL JON BOATS									
1470 MV	14'	70"	48"	15"	20"	.070	10-25	875	245
1470 MV w/LW	14'	70"	48"	15"	20"	.070	10-25	875	251
1670 MV	16'	70"	48"	15/20"	20"	.070	15-35	990	282/287
1670 MV w/LW	16'	70"	48"	15/20"	20"	.070	15-35	990	288/293
1870 MV	18'	70"	48"	15/20"	20"	.070	15-40	1175	298/303
BASS BOAT SPECIFICATIONS									
15' Hawk	15'	56 1/2"	38"	15"	18 1/2"	.060	10-25	720	250
15' Super Hawk	15'	56 1/2"	38"	15"	18 1/2"	.060	15-25	680	275
16' MV Angler	16'	64"	42"	20"	20"	.060	25-40	850	485
16' MV Pro	16'	64"	42"	20"	20 1/2"	.070	25-70	850	532

Alumacraft provides a limited warranty to original purchaser. The warranty can be obtained from an authorized Alumacraft Dealer and is attached to all boats and canoes.

Prices and/or specifications subject to change without notice from Alumacraft. All Alumacraft aluminum fishing boats and canoes are B.I.A. certified and all ratings comply with Federal Boat Safety Act of 1971.

Alumacraft also produces a wide selection of aluminum CANOES and SEMI-V FISHING BOATS. Visit your Alumacraft Dealer or write for brochure.

HOME OFFICE AND MANUFACTURING PLANT
ALUMACRAFT BOAT CO.
 315 West St. Julien Street
 St. Peter, Minnesota 56082
 Phone 507 931-1050

Manufacturing Plant
ALUMACRAFT BOAT CO. OF ARKANSAS
 Highway 67 North / Box 189
 Arkadelphia, Arkansas 71923
 Phone 501 246-5555

1980

ALUMACRAFT

SEMI-V FISHING BOATS





KINGFISHER 14' and 16'

Designed by popular demand, the 14' and 16' Kingfisher boats have all the features the modern fisherman has been asking for. Flat carpeted floor, walk-through center seat arrangement, forward dry storage area. With its open design providing ease of movement, plus plenty of room for gear, this boat makes fishing more fun than ever. Add our optional, comfortable, upholstered swivel seats with portable seat clamps and optional mechanical steering and it becomes one of the most economical deluxe fishing boats on the market today. Two livewells included with Kingfisher 16. Kingfisher 14—available 15 and 20" transom. Kingfisher 16—20" transom only.



KINGFISHER 14'



KINGFISHER 16'



LUNKER SUN FISHER

Combine fishing and watersports with one multi-purpose boat. The Lunker Sun Fisher maximizes lounge seating, yet maintains all the features necessary for deluxe fishing convenience. This all-family boat includes lockable rod/ski compartment, aerated livewell, bilge pump, sun lounge cushions and upholstered back rests, upholstered seats, mechanical steering, bow rails, ample storage, stowaway running lights, fused switch panel, stainless bow and tow eyes. Available options: removeable windshield, wind curtain and upholstered arm rests.



①



②

1. Sun Fisher Bow/Storage.
2. Sun Fisher Rod/Ski Compartment.
3. Optional Windshield—Wind Curtain. Fits all Lunker models and Kingfisher 16.



③

ALUMACRAFT



CLASSIC LIVEWELL


◀ LUNKER CLASSIC PIKE BOAT

The brawny 70-inch beam Lunker Classic is one of the most advanced Pike Boats on the market today. Deluxe standard equipment includes: bow casting deck, 3 upholstered seats, bow seat pedestal, floor seat socket, aerated livewell, bilge pump, stainless steel bow and stern tow eyes, detachable running lights, storage under bow deck with bulkhead, 7' lockable rod box, aluminum side steering deck, mechanical steering, fused switch panel, prewired trolling motor socket and plug, deluxe marine carpet, convenience night light. Available options: Removable windshield, vinyl wind curtain, and upholstered arm rests.



LUNKER PRO PIKE BOAT

The wide, deep 70-inch beam Lunker Pro Pike Boat provides the room and stability to meet the requirements of the most discriminating fisherman. Deluxe standard features include: Fore and aft raised Pro casting platforms, 4 upholstered seats, 2 seat pedestals, aluminum side deck steering, stowaway running lights, mechanical steering, rod holders, stainless steel bow and tow eyes, aerated livewell, floor seat socket, locking bow storage area, beverage holders, convenience night light, storage under seats and under bow deck with bulkhead, bilge pump, fused switch panel, prewired trolling motor socket and plug, deluxe marine carpet. Available options: removable windshield, wind curtain and upholstered arm rests.



PRO LIVEWELL

LUNKER 16' PIKE BOAT ▶

The Lunker 16' Pike Boat is expressly designed for the active fisherman, who wants plenty of interior 'elbow room,' comfortable seating with provisions for installing extra accessories.

Standard features include: 7' lockable rod storage compartment, carpeted covered forward deck, marine carpeted floor, all-aluminum steering console with vinyl teak trim, livewell under driver seat and stowaway running lights. Lunkers make excellent ski boats also. Available options: removable windshield, wind curtain, upholstered swivel seats, seat clamps, and upholstered arm rests.



ALUMACRAFT SEMI-V FISHING BOATS




F11, YUKON II

This sleek 16' beauty combines performance with ample size to give fishermen the ideal 16' aluminum fishing boat. With a large assortment of easy to install optional accessories, any boat enthusiast can custom equip this boat to fit his own fishing or water skiing requirements. Both 15" and 20" transom models include Alumacraft's aqueduct tray as standard equipment. Optional mechanical steering available.

15' FD, FISHERMAN DELUXE

This rugged fishing boat is designed to stand the challenge of season after season of hard use. Hull is constructed of extra heavy duty .060 gauge aluminum and also features aqueduct transom tray.




14' F9, LAKEMASTER

Here is a 14-footer with the hull dimensions serious fishermen demand. Equipped with aqueduct tray on both the 15" and 20" transom models. With optional steering, the Lakemaster makes a great utility boat.

MODEL R7, ANGLER AND F7, FISHERMAN

Combined production of these two boats is now over 60,000 units making them possibly the most popular fishing boats in use today. The reason is the overall dimensions of the 12' Angler and 14' Fisherman are just right for the average fishermen's needs. They are easy to handle, rugged, require little maintenance and give years and years of faithful service.



MODEL E, CARTOPPER DELUXE AND A, RESORTER

With 49" beam, these lightweight 12' and 14' boats are the right size for cartopping, yet strong and rugged for years of service with little use. Optional deadgrass

or no upkeep. Thousands of these boats are in resort use. Optional deadgrass painting makes these excellent duck hunting boats also.

STRETCH FORM STORY

All Alumacraft semi-v boats and canoes are constructed of marine aluminum and are stretch-formed on one of Alumacraft's stretching machines. By stretch-forming we can manufacture a boat or canoe with only one hull seam. Also, stretch-forming allows us to better shape the boat's contour design to provide greater seaworthiness and utilization of interior space. After pre-form stretching, the two hull halves are overlapped and joined with an adhesive sealant, then spotwelded together. Next, the pre-formed transom and the one piece, extruded keel is riveted on, as well as the pre-formed ribs, gunnels, and sprayrails. Heavy-duty, aluminum castings, rather than less expensive aluminum stamped braces, are used on all semi-v boats for greater strength and durability. Stretch-forming parts and hull means less rivet stress than the multi-seam, free form construction methods most other manufacturers use. These are but a few of the many reasons you see so many Alumacrafts in active use today; many now 30 years old!




SPOT WELDING
SINGLE SEAM OF 2
PRE-FORMED SEMI-V
HULL SECTIONS

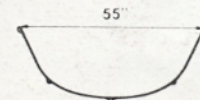


UTILITY STEERING ON F-11,
F-11, & KINGFISHER

DON'T BE MISLED BY SPECIFICATION SHEETS... MAKE THIS COMPARISON



ALUMACRAFT'S
2-PIECE
STRETCHED HULL
DESIGN



ORDINARY
MULTI-PIECE
HULL DESIGN

Ordinary boats are narrower at waterline—actually have less useable seating area. Also, multi-piece hulls contain more seams and rivets which can leak and cause future high maintenance costs.

LIMITED WARRANTY TO ORIGINAL OWNER:

Alumacraft provides a limited warranty to original purchaser. The warranty can be obtained from an authorized Alumacraft Dealer and is attached to all boats and canoes.

Prices and/or specifications subject to change without notice from Alumacraft. All Alumacraft aluminum fishing boats and canoes are B.I.A. certified and all ratings comply with Federal Boat Safety Act of 1971.

Alumacraft also produces a wide selection of aluminum CANOES, JON BOATS and BASS BOATS. Visit your Alumacraft Dealer, or write for brochure.

ALUMINUM SEMI-V FISHING BOATS SPECIFICATIONS

	Gunwale Length	Overall Length	Overall Width	Overall Bow Height	Transom Height	Transom Width	Rec. H.P. Range	B.I.A. Rated Capacity/Lbs.	Approx. Weight/Lbs.
E Cartopper Deluxe	12'6"	12'	49"	24"	15"	43"	4-7	530	106
R7 Angler	12'10"	12'1"	54"	26"	15"	52"	6-15	635	150
A Resorter	14'1"	13'6"	49"	25"	15"	43"	4-7	575	120
F7 Fisherman	14'8"	14'	55"	26"	15"	52"	6-25	765	156
FD15 Fisherman Deluxe	15'8"	15'	55"	26"	15"	52"	10-25	835	187
F9 Lake Master	15'	14'3"	63"	31½"	15/20"	60/61"	10-35	860/990	232/235
F9 Lake Master Utility	15'	14'3"	63"	31½"	15/20"	60/61"	15-35	860/990	257/260
F11 Yukon II	17'	16'3"	64"	31½"	15/20"	60/61"	15-45	1050/1195	253/257
F11 Yukon II Utility	17'	16'3"	64"	31½"	15/20"	60/61"	15-45	1050/1195	278/282
14' Kingfisher	15'	14'3"	63"	31½"	15/20"	60/61"	15-35	820/955	297/306
14' Kingfisher Utility	15'	14'3"	63"	31½"	15/20"	60/61"	25-35	820/955	322/331
16' Kingfisher	17'2"	16'4"	70"	33½"	20"	61"	15-45	1315	399
16' Kingfisher Utility	17'2"	16'4"	70"	33½"	20"	61"	25-45	1315*	424
LUNKER PIKE BOAT SPECIFICATIONS									
16' Lunker	17'2"	16'4"	70"	33½"	20"	61"	25-60	1315	480
16' Lunker Pro	17'2"	16'4"	70"	33½"	20"	61"	25-70	1315	590
16' Lunker Classic	17'2"	16'4"	70"	33½"	20"	61"	25-70	1315	540
16' Lunker Sun Fisher	17'2"	16'4"	70"	33½"	20"	61"	25-70	1315	580

HOME OFFICE AND MANUFACTURING PLANT
ALUMACRAFT BOAT CO.
315 West St. Julien Street
St. Peter, Minnesota 56082
Phone 507 931-1050

Manufacturing Plant
ALUMACRAFT BOAT CO. OF ARKANSAS
Highway 67 North / Box 189
Arkadelphia, Arkansas 71923