



**ALPEX FIBERGLAS CONSTRUCTION** . . . Only Alpex builds hulls with a complete end grain balsa core construction and with all three keels wood filled for greatest possible strength.



**ALPEX DECKS**



**STABLEMATIC® CHINES**

**STABLEMATIC® CHINES** . . . Smooth performance and perfect water control are a result of Alpex Stablematic® Chines. An important feature that gives Alpex runabouts the kind of fingertip control you want.

**ALPEX DECKS** . . . An exceptionally strong, interlocking framework is built into every Alpex runabout. Molded in strength results in a completely unitized forward deck.

## WARRANTY

Alpex boats are warranted for a period of two (2) years. It includes workmanship and materials provided transportation costs are paid by the owner to and from the factory. The boat must also be registered within thirty (30) days after purchase. A written warranty agreement is attached to each Alpex boat for the buyer's inspection before purchase.



# FIRST CLASS

## DURABLE QUEENS OF QUALITY

There's more to a first class runabout than moving fast on the water. Alpex fiberglas runabouts have exclusive features that keep them in a class all by themselves . . . First Class!

The super strength bottoms feature not just one but multi-truss supports. This gives added strength and durability in choppy, white water. An Alpex even sounds and feels stronger in rough water.

**FIRST CLASS** superiority of Alpex. Here are the points to check:

1. Performance . . . In an Alpex you (not the boat) are the skipper.
2. Stablematic® chines . . . Built in for perfect water control.
3. Construction . . . Alpex builds hulls with a complete end grain balsa core construction.
4. Flotation . . . Alpex has positive foam flotation.
5. Design . . . Look for convenience features such as storage areas, locking glove compartment, ventilating windshield, ski racks and aft consoles. Are handrails available along with sliding tops that fold aft out of the way? They are in an Alpex. That's what makes an Alpex **FIRST CLASS**. If you make a comparison . . . you'll buy Alpex.



FIBERGLAS

# **AMBASSADOR** **2000** going **FIRST CLASS** *all the way...*

What a beautiful way to ride the water! The Ambassador is a BIG, solid, fast fiberglass example of FIRST CLASS Quality.

This beauty comes from a long line of royalty. The "V" flare gives a soft, silent and stable ride. 91" beam. Over 18 feet of cross linked balsa and fiberglass construction.

**FEATURES:** Sleeper seats ... Bow light and stern pole lights, wired and fused

... Ventilating, safety glass windshield ... Mechanical steering ... Built-in 24 gallon fuel tank ... Two-tone expanded vinyl upholstery ... Durable vinyl floor ... Side storage ... Locking glove compartment ... Convenience rail ... Polished aluminum trim and vinyl rub rail ... Polished aluminum castings ... Deck hardware ... Ski tow eyes ... Bow eye ... Flotation, foam and balsa ... Bilge pump ... Fuel gauge and sender ... Battery ... Anodized bow rails ... Bilge blower ... Aft seats ... Step pads.

**OPTIONAL EQUIPMENT:** Mahogany aft rail ... Windshield wiper ... Fire extinguisher ... Complete top in easy running slide track, folds aft ... Hour meter ... Speedometer.

**ENGINES:** 155 h.p. OMC engine or 160 h.p. Mercruiser.

**COLORS:** Avocado or Turquoise and White.



For complete specifications, see page 15.




## Sweet V17 FIBERGLAS newest in a long line of runabouts

Introducing the newest AlpeX for 1968. Over 17 feet of perfect, soft riding, "V" flare performance. Cross in 18 gallon fuel tank. . . Two-tone expanded vinyl upholstery. . . Durable vinyl floor. . . Side storage. . . Locking glove compartment. . . Polished aluminum trim with vinyl rub rail. . . Deck hardware. . . Ski tow eyes. . . Bow eye balsa. . . Anodized bow and stern rails. . . Aft seats. . . I/O only: Bilge pump. . . Bilge blower. . . Fuel gauge and sender. . . Battery.

**FEATURES:** Sleeper seats. . . Bow light and stern pole light, wired and fused. . . Inboard/outboard or outboard models.

**CLASS** manner in the Sweet "V" 17 of quality line by Alumacraft/AlpeX. Cruise, ski, fish, have fun in a FIRST in this latest addition to the Queens a wake with hardly a thump or a slap riding, "V" flare performance. Cross



**OPTIONAL EQUIPMENT:** Hour meter. . . Speedometer. . . Windshield wiper. . . Fire extinguisher. . . Complete top in easy running slide track, folds aft.

**INSET:** Shows bait, ice or storage wells in I/O model.

**ENGINES:** 120 h.p. OMC or Mercruiser, 155 h.p. OMC, 160 h.p. Mercruiser.

**COLORS:** Avocado or Golden Sand and White.





FIBERGLAS

## **SEA AIRA** *Deluxe Inboard / Outboard* 16 feet of **FIRST CLASS** Performance

This 16-foot fiberglass model is a legend of perfection to the complete satisfaction of thousands of happy owners. It has a modified "V" design that is seen flashing on hundreds of lakes and rivers.

**FEATURES:** Sleeper seats . . . Stablematic® chines . . . Cross link construction . . . Fuel gauge . . . Sender . . . Instrument panel . . . Battery . . . 18 gallon fuel tank . . . Ventilating windshield . . . Ski tow eyes . . . Bow eye . . . Locking glove compartment . . . Lights, wired and fused . . . Deck hardware . . . Mechanical steering.

**OPTIONAL EQUIPMENT:** Complete top in easy running slide track, folds aft . . . Bilge pump and blower . . . Speedometer . . . Hour meter.

**ENGINES:** 80 h.p. OMC or Mercruiser, 120 h.p. Chrysler (Volvo).

**COLORS:** Avocado Green or Golden Sand and White.

FIBERGLAS

## **SEA AIRA** *Deluxe Outboard* *Smooth as Silk Off a Spool*

Cool to look at, hot performance . . . that's the kind of action you get from this 16-foot fiberglass beauty. Loaded with features, the Sea Aira outboard model seats six in comfort.

**FEATURES:** Ventilating windshield . . . Sleeper seats plus two aft seats . . . Locking glove compartment . . . Mechanical steering . . . Lights, wired and fused . . . Deck hardware . . . Enclosed forward compartment . . . Bow eye . . . Ski tow eyes . . . Raised dash panel for easy viewing of instruments . . . Stablematic® chines and cross link construction . . . Flotation, foam and balsa . . . Molded in transom shelf, stows optional top aft, out of the way . . . Outboard motor plates.

**OPTIONAL EQUIPMENT:** Complete top in easy running slide track, folds aft, and is secured out of the way with snap on boot . . . Ice chest console which includes armrest, beverage tray and table.

**COLORS:** Avocado or Golden Sand and White.



For complete specifications, see page 15.



**BALI** FIBERGLAS  
15 Foot, Plus  
Snappy Performance  
With Royal Grace

Always on the move! Outstanding maneuverability. Here's a crowd-pleaser . . . your crowd. Lots of extra room for storage when you have the gang aboard.

**FEATURES:** Two-tone interior . . . Recessed map and gadget tray . . . Sleeper seats . . . Vinyl floor . . . Side storage . . . Running lights, wired and fused . . . Heavy-duty, deluxe, streamlined windshield . . . Outboard motor plates . . . Steering . . . Deck hardware . . . Ski tow eyes . . . Polished aluminum trim . . . Polished aluminum castings . . . Molded in transom shelf stows optional top, aft, out of the way . . . Flotation, foam and balsa . . . Bow eye . . . Aft fuel compartment curtain.

**OPTIONAL EQUIPMENT:** Complete top in easy running slide track, folds aft.

**COLOR:** Royal Blue and White.



**ALORA** FIBERGLAS  
... a first class  
Water Performer

The go-go boat. Here's 14 feet of go-ahead power. Sassy speed with a soft ride. Great for young and old.

**FEATURES:** Storage for battery and fuel tank . . . Vinyl upholstered sleeper seats . . . Running lights, wired and fused . . . Windshield . . . Ski storage . . . Steering . . . Polished aluminum trim with vinyl insert and aluminum castings . . . Flotation, foam and balsa . . . Outboard motor plates . . . Deck hardware . . . Bow eye.

**OPTIONAL EQUIPMENT:** Complete top.

**COLOR:** Red and White.



**S-12** class sailboat . . . a Fiberglass  
Racer That's on the Move

S-12 sailing is easy . . . and you go FIRST CLASS. Everything about her is functional . . . built for a grand time in the wind. Any-one can be an S-12 sailor because it's so easy. Great for beginners and fun for old salts. Add the 20-sq.-feet of jib sail and convert to an S-120 for extra speed and maneuverability. Length — 12 ft. Width — forward 25", amidships 48", transom 36". Depth — 12", draft 3", centerboard down 27", overall height 18'7".

**FEATURES:** One-piece, molded and reinforced fiberglass hull . . . Advanced catamaran-type bow . . . Self-draining deck and 8'4" cockpit . . . Flotation, foam . . . Aluminum castings . . . Aluminum rudder and centerboard, both pivot . . . Exclusive slot and pin design for pivoting center board . . . 75-square-feet of red and white or blue and white nylon sail.

**OPTIONAL EQUIPMENT:** 20-square-feet of jib sail. Jib kit converts to S-120 class.

**COLORS:** Red or Blue with White hull; Sail: Red and White or Blue and White.



For complete specifications, see page 15.





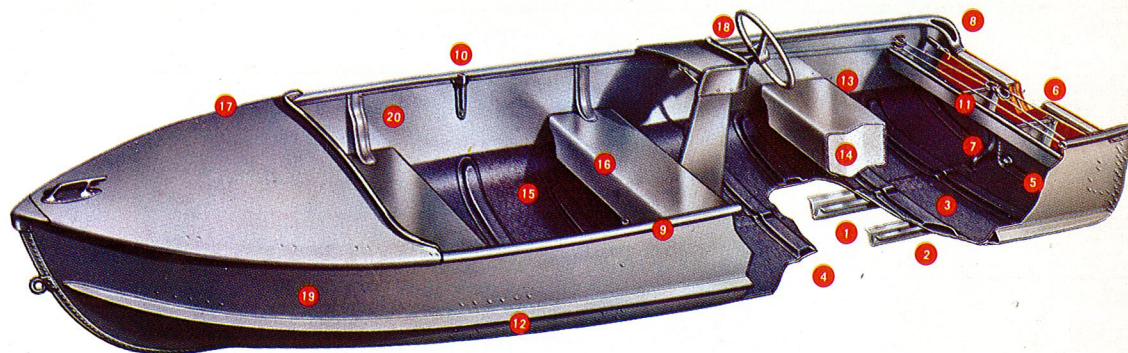
## FIRST CLASS

### DURABLE QUEENS OF QUALITY

The features developed in Aluma Craft aluminum boats are the features that set quality standards for the entire boating industry. That's why anyone who wants to go FIRST CLASS goes Aluma Craft. Aluma Craft's pre-formed single seam hulls give greater overall strength. The hulls are stretch formed with the same method used in the manufacture of airplanes. The keel and stem of every boat is heavy duty aluminum extrusion . . . and it is one continual piece. There are many other features that can be pointed out when you visit your Aluma Craft/Alpex dealer. Check the points in this catalog . . . then visit with your dealer. Find out why Aluma Craft is FIRST CLASS Queens of Quality all the way.

## WARRANTY

Aluma Craft boats and canoes are warranted for a period of nine (9) years. It includes workmanship and material provided transportation costs are paid by the owner to and from the factory. The boat must also be registered within thirty (30) days after purchase. A written warranty agreement is attached to each Aluma Craft boat for the buyer's inspection before purchase.



### Quality construction assures extra value for you

- 1 One-piece keel and stem, preformed to hull contours.
- 2 Bilge keels preformed of aluminum extrusions.
- 3 Hull stretch-formed in port and starboard halves.
- 4 Self-draining preformed transverse ribs.
- 5 Transom drain plug.
- 6 Super-heavy aluminum alloy transoms sandwiched between sturdy wood motor mounts.
- 7 Cast-aluminum transom knee for extra support.
- 8 Custom-designed castings lock to gunnels for added rigidity, double as carrying handles.
- 9 Extra-heavy extruded preformed gunnels.
- 10 Cast-aluminum oarlock sockets with noiseless bearings.
- 11 Patented self-draining Aqueduct® transom.
- 12 Preformed spray rails.
- 13 Aluminum seats.
- 14 Foam flotation.
- 15 Nonskid, nonglare finish inside hull bottom.
- 16 No sharp corners.
- 17 Optional forward deck.
- 18 Optional steering and walk-through deck.
- 19 Nonglare satin finish.
- 20 Oar stowage brackets.

Cutaway Model . . . FD



ALUMINUM  
**QUEEN MERRIE** INBOARD / OUTBOARD  
*The Queen of the Queens . . .*

18 feet of the most perfect performance you've ever had the pleasure of handling. The skipper of the Queen Merrie is piloting one of the most respected aluminum runabouts ever built. Standard equipment on the I/O model includes:

**FEATURES:** Bilge blower . . . Bilge pump . . . Battery . . . Complete instrument panel . . . 18 gallon fuel tank . . . Fuel gauge and sender . . . Skiff style, ventilating, safety glass windshield . . . Mechanical steering . . . Sleeper seats . . . Convenience rail . . . Vinyl upholstery . . . Vinyl floor . . . Side storage . . . Lights, wired and fused . . . Locking glove compartment . . . Deck hardware . . . Ski tow eyes . . . Bow eye . . . Flotation, foam . . . Handrails.

**OPTIONAL EQUIPMENT:** Complete top . . . Fire extinguisher.

**COLORS:** Turquoise, Avocado or Golden Sand and White.



ALUMINUM  
**QUEEN MERRIE** . . . OUTBOARD DELUXE  
*First Class in any Popularity Contest*

The biggest show-off of the Aluma Craft fleet . . . Born to ride the waves like a cloud. Room to spare.

**FEATURES:** Skiff style, ventilating, safety glass windshield . . . Mechanical steering . . . Handrails . . . 12 gallon fuel tank . . . Sleeper seats . . . Convenience rail . . . Two-toned vinyl upholstery . . . Vinyl-covered floor . . . Deck hardware . . . Side storage . . . Locking glove compartment . . . Lights, wired and fused . . . Flotation, foam . . . Ski tow eyes . . . Bow eye . . . Transom drain.

**OPTIONAL EQUIPMENT:** Complete top . . . Aft seats . . . Beverage console . . . Extra 12 gallon fuel tank.

**COLORS:** Turquoise, Avocado or Golden Sand and White.



For complete specifications, see page 15.



ALUMINUM

## **TAMPICO IV** 1500 . . . *Perky as a Puppy*

A wonderful way to ride the water. Sleek and trim with plenty of speed and excellent maneuverability. The action in this runabout is breathtaking . . . with or without skis. Moderately priced.

**FEATURES:** Heavy-duty windshield . . . Steering . . . Two full across seats . . . Forward seat back rest . . . Forward and aft seat cushions . . . Deck hardware . . . Control bracket . . . Flat floor between seats . . . Transom drain plug . . . Two-tone exterior with matching interior trim . . . Wide Aqueduct® transom . . . Lights, wired and fused . . . Flotation, foam.

**OPTIONAL EQUIPMENT:** Upholstered back rest for aft seat . . . Complete top in easy running slide track, folds aft.

**COLOR:** Red with White.



ALUMINUM

## **BEL MARA** 1700 . . . *Royal Splendor with Plenty of zzzip !*

The Bel Mara is the playboy of the runabouts. Always ready to go at peak performance. Designed for skiing, fishing or any other water activity. Priced right for everyone.

**FEATURES:** Battery and fuel tank compartment . . . Foam padded sleeper seats . . . Heavy-duty windshield . . . Wide Aqueduct® transom . . . Two-tone expanded vinyl upholstery . . . Vinyl floor . . . Polished aluminum trim and castings . . . Running lights, wired and fused . . . Transom drain . . . Flotation, foam . . . Bow eye . . . Deck hardware . . . Walnut grained vinyl side panels . . . Steering.

**OPTIONAL EQUIPMENT:** Bow rails . . . Complete top in easy running slide track, folds aft.

**COLOR:** Royal Blue and White.




## YUKON 16 FOOT ALUMINUM

A big boat for big fishermen in big water. Built to take single or twin motors up to 50 h.p. Doubles as a snappy runabout.

**FEATURES:** Two pair noiseless oarlock sockets . . . Self-draining Aqueduct® transom . . . Transom drain plug . . . Non-glare, non-skid floor . . . Oar storage brackets . . . Bow eye . . . Flotation, foam . . . Satin finish.

**OPTIONAL EQUIPMENT:** Forward deck for forward steering and runabout performance . . . Windshield . . . Side steering deck . . . Steering . . . Aluminum oars . . . Convertible vinyl top . . . Dead grass finish for hunting . . . Anchor cradle . . . Anchor.



## MODEL FD 14 FOOT ALUMINUM

Resort owners prefer this heavy-duty, husky model because it's built to take years of hard use. It's an all-around boat for fun, too . . . ideal for fishing, skiing and skin diving. Model FD is rated for motors to 40 h.p. and is fast, sturdy and safe.

**FEATURES:** Two pair noiseless oarlock sockets . . . Transom drain plug . . . Aqueduct® transom . . . Non-glare, non-skid floor . . . Oar storage brackets . . . Bow eye . . . Flotation, foam . . . Satin finish.

**OPTIONAL EQUIPMENT:** Forward deck . . . Side steering deck . . . Steering . . . Aluminum oars . . . Anchor cradle . . . Anchor . . . Dead grass finish for hunting.




## MODEL K 16 FOOT ALUMINUM

Here's the favorite of professional guides and big lake fishermen. The rugged Aqueduct® transom adds strength. Handles single or twin motors.

**FEATURES:** Two pair noiseless oarlock sockets . . . Transom drain plug . . . Aqueduct® transom . . . Non-glare, non-skid floor . . . Oar storage brackets . . . Bow eye . . . Flotation, foam . . . Satin finish.

**OPTIONAL EQUIPMENT:** Forward deck . . . Side steering deck . . . Steering . . . Aluminum oars . . . Anchor cradle . . . Anchor . . . Dead grass finish for hunting.






### **MODEL A** ALUMINUM 14 FOOT

Easy rowing, easy car-topping . . . a handsome, rugged fishing craft built for your favorite lake or river. It has all the long life features you have come to expect from Aluma Craft. Strictly FIRST CLASS.

**FEATURES:** Two pair noiseless oarlock sockets . . . Transom drain plug . . . Non-glare, non-skid floor . . . Oar storage brackets . . . Bow eye . . . Flotation, foam . . . Satin finish.

**OPTIONAL EQUIPMENT:** Aluminum oars . . . Anchor cradle . . . Anchor . . . Sailing rig . . . Dead grass finish for hunting.



### **MODEL F7** ALUMINUM 14 FOOT

50,000 fishermen can't be wrong. This is probably the world's most popular aluminum fishing boat. This 14-footer is seen on more lakes than any other fishing boat. It's built to take choppy water. Her deep hull design means a dry ride. That's why several thousand F7's join the fishing fleet every year.

**FEATURES:** Two pair noiseless oarlock sockets . . . Transom drain plug . . . Non-glare, non-skid floor . . . Oar storage brackets . . . Bow eye . . . Flotation, foam . . . Satin finish.


**OPTIONAL EQUIPMENT:** Forward deck . . . Side steering deck . . . Steering . . . Aluminum oars . . . Anchor cradle . . . Anchor . . . Transom tray . . . Dead grass finish for hunting.

### **MODEL AZ** ALUMINUM 14 FOOT

The price is right on this popular fishing boat. It's built for the fisherman with a modest budget. Still gives you all of the outstanding features you expect from Aluma Craft. Great for car-topping.

**FEATURES:** Noiseless oarlock sockets . . . Vinyl covered plywood seats . . . Transom drain plug . . . Non-glare, non-skid floor . . . Oar storage brackets . . . Bow eye . . . Flotation, foam . . . Satin finish.

**OPTIONAL EQUIPMENT:** Aluminum oars . . . Anchor . . . Anchor cradle . . . Dead grass finish for hunting.





ALUMINUM  
**MODEL R7** 12 FOOT

Deep enough to give you that secure feeling . . . just the right size for family fishing. Wide beamed and surprisingly roomy. The R 7 will provide years of fun for little or big fishermen. Swift enough to win races, too.

**FEATURES:** Noiseless oarlock sockets . . . Transom drain plug . . . Non-glare, non-skid floor . . . Oar storage brackets . . . Bow eye . . . Flotation, foam . . . Aluminum seats . . . Satin finish.

**OPTIONAL EQUIPMENT:** Forward deck and forward steering for runabout performance . . . Steering . . . Aluminum oars . . . Anchor . . . Anchor cradle . . . Transom tray . . . Dead grass finish for hunting.



ALUMINUM  
**MODEL E** 12 FOOT

FIRST CLASS performance for years and years. Resort owners buy this boat because it's maintenance-free and goes on and on, season after season.

Fishermen like it because it's one of the easiest car-toppers on the market. It's just the right size for getting into small places like that secret lake with all the lunkers waiting to be caught. Handles any engine up to 12 h.p.

**FEATURES:** Noiseless oarlock sockets . . . Transom drain plug . . . Non-glare, non-skid floor . . . Bow eye . . . Flotation, foam . . . Satin finish.

**OPTIONAL EQUIPMENT:** Aluminum oars . . . Anchor . . . Anchor cradle . . . Sailing rig . . . Dead grass finish for hunting.




**MODEL EZ** ALUMINUM 12 FOOT

The most popular car-topper of them all. Built with the same Aluma Craft quality as the larger boats. A man and a boy can tote it through the woods just like a canoe. Great for getting into those hidden lakes. Doubles for duck hunting.

**FEATURES:** Vinyl covered plywood seats . . . Noiseless oarlock sockets . . . Transom drain plug . . . Non-glare, non-skid floor . . . Bow eye . . . Flotation, foam . . . Satin finish.

**OPTIONAL EQUIPMENT:** Aluminum oars . . . Anchor . . . Anchor cradle . . . Dead grass finish for hunting.



For complete specifications, see page 15.





## 14 ALUMINUM SPORT CANOE

Here's the latest addition to the Aluma Craft canoe line. The wider transom allows up to 6 h.p. motors. 90 pounds of great fishing craft. A natural companion for campers. Spray rails are a convenient addition as standard equipment.

**FEATURES:** Constructed from special marine aluminum alloy . . . Non-skid, non-glare floor . . . Heavy-duty stem . . . Bow eye . . . Satin finish.

**OPTIONAL EQUIPMENT:** Carrying yoke . . . Dead grass finish for hunting . . . Sail rig.




## CO-15 ALUMINUM CANOE

The wishbone transom on this model takes up to a 3.9 h.p. motor. An outstanding performer in all kinds of water. You're in control all the way.

**FEATURES:** Constructed from special marine aluminum alloy . . . Non-skid, non-glare floor . . . Heavy-duty stems . . . Tow eye . . . Extruded and reinforced thwarts . . . Center thwart is a carrying yoke . . . Satin finish.

**OPTIONAL EQUIPMENT:** Sail rig . . . Carrying yoke pads . . . Yellow, green or red paint . . . Indian trim.



## QUETICO ALUMINUM CANOE

There are no exposed rivets on this wilderness explorer. The Quetico is just 69 pounds of smooth running travel. It has a built in carrying yoke and pads and heavy duty stems. She's made to handle white water with ease. This Aluma Craft canoe

model has traveled thousands of miles in some of the roughest wilderness areas in the world. A real competitor in races, too. This proven 17 footer is one of the most popular canoes afloat.



## C-15 ALUMINUM CANOE

A stable 15-footer that weighs only 67 pounds. You really appreciate the C-15 on portage . . . even more on the water. She's fast and maneuverable. Great for beginners.

**FEATURES:** Constructed from special marine aluminum alloy . . . Non-skid,

non-glare floor . . . Heavy-duty stems . . . Tow eye . . . Extruded and reinforced thwarts . . . Center thwart doubles as carrying yoke . . . Satin finish.

**OPTIONAL EQUIPMENT:** Sail rig . . . Carrying yoke pads . . . Side mount motor bracket . . . Yellow, green or red paint . . . Indian trim.





### **C-17** CANOE ALUMINUM

17 feet of outstanding canoe, designed with the stability and carrying capacity of an 18-footer. Thousands have traveled thousands of miles in this rugged 17-footer.

**FEATURES:** Constructed from special marine aluminum alloy . . . Heavy-duty stems . . . Extruded and reinforced thwarts . . . Center thwart is a carrying yoke . . . Non-skid, non-glare floor . . . Flotation, foam.

**OPTIONAL EQUIPMENT:** Sail rig . . . Carrying yoke pads . . . Side mount motor bracket . . . Red, green or yellow paint . . . Indian trim.



### **CO-17** CANOE ALUMINUM

Need a little help in the rough water? You can mount up to a 3.9 h.p. motor on the CO-17's wishbone transom or paddle like a double-enders. This is the closest you'll ever come to an all-purpose canoe.

**FEATURES:** Constructed from special marine aluminum alloy . . . Heavy-duty stems . . . Extruded and reinforced thwarts . . . Center thwart is carrying yoke . . . Non-skid and non-glare floor . . . Flotation, foam.

**OPTIONAL EQUIPMENT:** Sail rig . . . Carrying pads . . . Red, green or yellow paint . . . Indian trim.



### **SAIL RIG**

The Aluma Craft sailing rig is attachable to all canoes and many fishing boats. If you love to cruise silently in the wind, the sailing rig is a must item. It's moderately priced and built for fun. It's available in blue and white sails, tubular steel mast and boom with a wood cross bracket, leeboards and rudder assembly. Adaptable on canoes from 15 to 17 feet and boats with up to 50-inch beams. Specify canoe model for proper attaching brackets.

ALUMINUM

### **THE DUCKER**

64 pounds of camouflaged, special marine aluminum duck boat. The greatest ever built. Less than a three inch draft with reinforced ice breaking stems. Pointed ends fore and aft for easy access to and from your blind. Noiseless oarlocks and foam flotation. Self-draining decks. All you need are the ducks.

**OPTIONAL EQUIPMENT:** Port side motor bracket . . . Camouflaged wooden oars.



For complete specifications, see page 15.





### **C-17** CANOE ALUMINUM

17 feet of outstanding canoe, designed with the stability and carrying capacity of an 18-footer. Thousands have traveled thousands of miles in this rugged 17-footer.

**FEATURES:** Constructed from special marine aluminum alloy . . . Heavy-duty stems . . . Extruded and reinforced thwarts . . . Center thwart is a carrying yoke . . . Non-skid, non-glare floor . . . Flotation, foam.

**OPTIONAL EQUIPMENT:** Sail rig . . . Carrying yoke pads . . . Side mount motor bracket . . . Red, green or yellow paint . . . Indian trim.



### **CO-17** CANOE ALUMINUM

Need a little help in the rough water? You can mount up to a 3.9 h.p. motor on the CO-17's wishbone transom or paddle like a double-enders. This is the closest you'll ever come to an all-purpose canoe.

**FEATURES:** Constructed from special marine aluminum alloy . . . Heavy-duty stems . . . Extruded and reinforced thwarts . . . Center thwart is carrying yoke . . . Non-skid and non-glare floor . . . Flotation, foam.

**OPTIONAL EQUIPMENT:** Sail rig . . . Carrying pads . . . Red, green or yellow paint . . . Indian trim.



### **SAIL RIG**

The Aluma Craft sailing rig is attachable to all canoes and many fishing boats. If you love to cruise silently in the wind, the sailing rig is a must item. It's moderately priced and built for fun. It's available in blue and white sails, tubular steel mast and boom with a wood cross bracket, leeboards and rudder assembly. Adaptable on canoes from 15 to 17 feet and boats with up to 50-inch beams. Specify canoe model for proper attaching brackets.

#### ALUMINUM

### **THE DUCKER**

64 pounds of camouflaged, special marine aluminum duck boat. The greatest ever built. Less than a three inch draft with reinforced ice breaking stems. Pointed ends fore and aft for easy access to and from your blind. Noiseless oarlocks and foam flotation. Self-draining decks. All you need are the ducks.

**OPTIONAL EQUIPMENT:** Port side motor bracket . . . Camouflaged wooden oars.







## 14 ALUMINUM SPORT CANOE

Here's the latest addition to the Aluma Craft canoe line. The wider transom allows up to 6 h.p. motors. 90 pounds of great fishing craft. A natural companion for campers. Spray rails are a convenient addition as standard equipment.

**FEATURES:** Constructed from special marine aluminum alloy ... Non-skid, non-glare floor ... Heavy-duty stem ... Bow eye ... Satin finish.

**OPTIONAL EQUIPMENT:** Carrying yoke ... Dead grass finish for hunting ... Sail rig.



## CO-15 ALUMINUM CANOE

The wishbone transom on this model takes up to a 3.9 h.p. motor. An outstanding performer in all kinds of water. You're in control all the way.

**FEATURES:** Constructed from special marine aluminum alloy ... Non-skid, non-glare floor ... Heavy-duty stems ... Tow eye ... Extruded and reinforced thwarts ... Center thwart is a carrying yoke ... Satin finish.

**OPTIONAL EQUIPMENT:** Sail rig ... Carrying yoke pads ... Yellow, green or red paint ... Indian trim.



## QUETICO ALUMINUM CANOE

There are no exposed rivets on this wilderness explorer. The Quetico is just 69 pounds of smooth running travel. It has a built in carrying yoke and pads and heavy duty stems. She's made to handle white water with ease. This Aluma Craft canoe

model has traveled thousands of miles in some of the roughest wilderness areas in the world. A real competitor in races, too. This proven 17 footer is one of the most popular canoes afloat.



## C-15 ALUMINUM CANOE

A stable 15-footer that weighs only 67 pounds. You really appreciate the C-15 on portage ... even more on the water. She's fast and maneuverable. Great for beginners.

**FEATURES:** Constructed from special marine aluminum alloy ... Non-skid,

non-glare floor ... Heavy-duty stems ... Tow eye ... Extruded and reinforced thwarts ... Center thwart doubles as carrying yoke ... Satin finish.

**OPTIONAL EQUIPMENT:** Sail rig ... Carrying yoke pads ... Side mount motor bracket ... Yellow, green or red paint ... Indian trim.





### **C-17** CANOE ALUMINUM

17 feet of outstanding canoe, designed with the stability and carrying capacity of an 18-footer. Thousands have traveled thousands of miles in this rugged 17-footer.

**FEATURES:** Constructed from special marine aluminum alloy . . . Heavy-duty stems . . . Extruded and reinforced thwarts . . . Center thwart is a carrying yoke . . . Non-skid, non-glare floor . . . Flotation, foam.

**OPTIONAL EQUIPMENT:** Sail rig . . . Carrying yoke pads . . . Side mount motor bracket . . . Red, green or yellow paint . . . Indian trim.

ALUMINUM

### **THE DUCKER**

64 pounds of camouflaged, special marine aluminum duck boat. The greatest ever built. Less than a three inch draft with reinforced ice breaking stems. Pointed ends fore and aft for easy access to and from your blind. Noiseless oarlocks and foam flotation. Self-draining decks. All you need are the ducks.

**OPTIONAL EQUIPMENT:** Port side motor bracket . . . Camouflaged wooden oars.



### **CO-17** CANOE ALUMINUM

Need a little help in the rough water? You can mount up to a 3.9 h.p. motor on the CO-17's wishbone transom or paddle like a double-ender. This is the closest you'll ever come to an all-purpose canoe.

**FEATURES:** Constructed from special marine aluminum alloy . . . Heavy-duty stems . . . Extruded and reinforced thwarts . . . Center thwart is carrying yoke . . . Non-skid and non-glare floor . . . Flotation, foam.

**OPTIONAL EQUIPMENT:** Sail rig . . . Carrying pads . . . Red, green or yellow paint . . . Indian trim.



### **SAIL RIG**



The Aluma Craft sailing rig is attachable to all canoes and many fishing boats. If you love to cruise silently in the wind, the sailing rig is a must item. It's moderately priced and built for fun. It's available in blue and white sails, tubular steel mast and boom with a wood cross bracket, leeboards and rudder assembly. Adaptable on canoes from 15 to 17 feet and boats with up to 50-inch beams. Specify canoe model for proper attaching brackets.

For complete specifications, see page 15.



# FIRST CLASS QUEENS OF QUALITY SPECIFICATIONS

## ALPEX FIBERGLASS



### Modern Advanced Production Techniques Assure First Class Queens of Quality Value

Aluma Craft pioneered the manufacture of aluminum boats and canoes. Over the years Aluma Craft naval architects, designers and engineers have continually refined and improved production technology through a continuing research program. Giant presses stretch-form hulls with the smooth perfection that means built-in, life-long strength and performance. Absolute precision in every step of manufacturing must meet the strictest of quality control standards.

All Aluma Craft boats are built of special marine aluminum. They have long lasting heavy duty stems for long service and rough duty. They come in natural satin finishes with non-slip, non-skid floors. They are all equipped with transom drain plugs.

Sportswear courtesy: Korner Plaza, Hub Shopping Center, Minneapolis. Water-skis courtesy: Cypress Gardens Water Skis.

		Type	Gunwale Length	Center Length	Max. Beam	Max. Depth	Transom Height	Transom Width	Recommended		Approx. Weight	Color
									Capacity H.P.	LBS.		
I/O	AMBASSADOR 160 MERC w/trim	Runabout	19'10½"	18'4"	91"	50"	42"	80"	160	2000	2000	Avocado or Turq. & White
I/O	AMBASSADOR 155 OMC w/tilt	Runabout	19'10½"	18'4"	91"	50"	42"	80"	155	2000	1945	
O.B.	SWEET V-17 120 MERC w/trim	Runabout	18'8"	17'4"	84"	41¼"	20"	78"	120	1800	975	Avocado or Golden Sand & White
I/O	SWEET V-17 120 OMC w/tilt	Runabout	18'8"	17'4"	84"	41¼"	36"	78"	120	1800	1500	
I/O	SWEET V-17 120 MERC w/trim	Runabout	18'8"	17'4"	84"	41¼"	36"	78"	120	1800	1500	
I/O	SWEET V-17 155 OMC w/tilt	Runabout	18'8"	17'4"	84"	41¼"	36"	78"	155	1800	1645	
I/O	SWEET V-17 160 MERC w/trim	Runabout	18'8"	17'4"	84"	41¼"	36"	78"	160	1800	1700	Avocado or Golden Sand & White
I/O	SEA AIRA 120 CHRYSLER w/tilt	Runabout	17'4"	16'	76"	36"	27"	68"	120	775	1275	
I/O	SEA AIRA 80 MERC w/tilt	Runabout	17'4"	16'	76"	36"	27"	68"	80	805	1245	
I/O	SEA AIRA 80 OMC w/tilt	Runabout	17'4"	16'	76"	36"	27"	68"	80	805	1245	
O.B.	SEA AIRA DELUXE	Runabout	17'4"	16'	76"	38"	20"	68"	110	1500	810	Blue & White
O.B.	BALI	Runabout	16'8"	15'4"	70"	30"	20"	65"	80	1310	640	
O.B.	ALORA	Runabout	15'2"	14'	64"	28"	15"	56"	50	970	500	Red & White
	S12	Sailboat		12'	48"	12"					178	Blue or Red

## ALUMA CRAFT ALUMINUM

I/O	QUEEN MERRIE 120 MERC w/trim	Runabout	19'3"	18'1"	76"	38"	29"	68"	120	1005	1480	Turq., Avocado or Golden Sand & White
O.B.	QUEEN MERRIE	Runabout	19'3"	18'1"	76"	38"	20"	68"	115	1783	865	
O.B.	BEL MARA	Runabout	17'1"	16'3"	68½"	29"	20"	60"	75	1220	495	Blue & White
O.B.	TAMPICO IV	Runabout	15'3"	14'6"	65"	28"	20"	60"	50	1070	305	Red & White
O.B.	YUKON	Fishing	17'1"	16'2"	68"	29"	15" or 20"	60"	50	1220	320	Natural
O.B.	K	Fishing	16'5"	15'10"	56"	26"	15"	52"	40	989	203	Natural
O.B.	FD	Fishing	14'9"	14'1"	55"	27"	15"	52"	40	865	210	Natural
O.B.	F7	Fishing	14'8"	14'	55"	26"	15"	52"	28	757	169	Natural
O.B.	R7	Fishing	12'10"	12'2"	55"	26"	15"	52"	20	646	145	Natural
O.B.	A	Fishing	14'1"	13'7"	49"	24"	15"	43"	12	664	137	Natural
O.B.	AZ	Fishing	14'1"	13'7"	49"	24"	15"	43"	7.5	664	131	Natural
O.B.	E	Fishing	12'6"	12'	49"	24"	15"	43"	12	557	115	Natural
O.B.	EZ	Fishing	12'6"	12'	49"	24"	15"	43"	7.5	536	110	Natural
	C-15	Canoe		15'	37¼"	22"				837	67	Natural
O.B.	CO-15	Canoe		15'	37¼"	22"	16"		3.9	837	82	Natural
O.B.	SPORT CANOE	Canoe		14'2"	35½"	22"	15"	25¼"	6	825	90	Natural
	QUETICO-17	Canoe		17'	36"	23½"				845	69	Natural
	C-17	Canoe		17'	37¼"	22"				981	85	Natural
O.B.	CO-17	Canoe		17'	37¼"	22"	16"		3.9	981	92	Natural
	DUCKER	Hunting	13'2"	12'	42"	12"				400	64	Camouflaged

Aluma Craft/Alpex reserves the right to change prices and specifications without notice.

**SPECIAL NOTE:** All load formulas for Aluma Craft canoes are based on OBC specifications. Always remember, when comparing load capacities, be certain they are OBC approved.



*When you go  
Aluma Craft/Alpex  
You go*

First Class . . . Queens of Quality . . . the best you can buy. These are what you look for when you want the finest boating product on the market. If you don't want to go first class you buy a different boat. It's as simple as that. But if you want a fishing boat, runabout, canoe or sail boat that has the mark of Quality . . . one that will last for years and years . . . one that will have the highest possible resale value . . . one that will turn in peak performance at all times . . . if this is what you are looking for in a boat, you're looking for Aluma Craft/Alpex. This catalog is your guide to all Aluma Craft/Alpex models. Study them and then see them at your franchised Aluma Craft/Alpex dealer.



Your **FIRST CLASS** Aluma Craft / Alpex Dealer is :

Aluma Craft Boat Division, Alpex Corporation / 1515 Central Avenue, N.E. / Minneapolis, Minnesota 55413