



The Action Fleet

crafted for
Quality

Buy the Best First . . .
it Lasts!



1967

Runabouts
Fishing Boats
Canoes
Sailboats



Ambassador 2000

FIBERGLAS

INBOARD/OUTBOARD

... Big and Beautiful with a V Flare

This is the fiberglass beauty that invites and accommodates a crowd. The entire hull, not just the bottom, is of super strong, special laminated cross linked construction for top performance, strength and long service. It handles rough water with ease and safety. It features the exclusive stable-matic V-Flare hull for a silent, safe ride. High style design and luxury appointments throughout make the Ambassador 2000 the big runabout favorite from coast to coast.

FEATURES: Two 3 position lounge seats ... Bow light and stern pole light, wired and fused ... Double opening safety glass windshield ... Mechanical steering ... Built-in 24 gallon fuel tank ... Two-tone expanded vinyl upholstery ... Durable vinyl floor ... Side storage ... Locking glove compartment ... Convenience rail ... Polished aluminum trim with vinyl rub rail ... Polished aluminum castings ... Cleats and chocks ... Ski tow eyes ... Bow eye ... Flotation, foam and balsa ... Color: Turquoise and white. Center length: 18'4". Beam: 91".

ADDITIONAL FEATURES: Hour meter ... Bilge pump ... Speedometer ... Fuel gauge and sender ... Battery ... Anodized bow rails ... Bilge blower.

OPTIONAL EQUIPMENT: Mahogany aft rail ... Horn ... Windshield wiper ... Fire extinguisher ... Top and stern cover ... Aft seats.





Bali FIBERGLAS . . . *This one has an "in" with the ski crowd*

The Bali by Aluma Craft is the water skier's favorite, and for good reason. The exclusive Alpex hull design with stablematic chine gives it exceptional speed . . . and exceptional maneuverability. And it's big for its size inside. There is storage in the sides for skis, ropes, and fishing tackle. There is a special shelf molded into the transom to receive the optional top which folds aft and is secured with snap-on boot. A new recessed map and gadget tray

for storage of maps, glasses, etc., is also featured. The walnut grained dash panel is raised for easy viewing of instruments. The BALI takes the "clutter" out of boating.


FEATURES: The BALI has a heavy duty, deluxe streamlined windshield . . . cross linked construction . . . expanded vinyl upholstery . . . durable vinyl floor . . . two three-position lounge seats . . . and polished aluminum trim and castings. Color: Turquoise with white.

OPTIONAL EQUIPMENT: Complete top in easy running slide track, folds aft.

Alpex Fiberglas Boats

Rugged Beauty in Fiberglas

Alpex boats reflect the uncompromising quality made possible only through the most advanced materials and production techniques. Designed for maximum performance and strength, they provide the utmost in comfort and convenience combined with top performance and minimum maintenance over a long period. Check these features . . .



SUPER STRENGTH BOTTOMS: Designed with exclusive Alpex laminated fiberglass construction. Hull is permanently bonded, with heavy duty multi-truss supports. Flotation: Foam.



ALPEX DECKS: Unitized design with fiberglass over a strong interlocking framework; foam flotation for safety.

STABLEMATIC® CHINES: To give you perfect water control . . . soft, smooth, dry rides, even on fast turns.

MAXIMUM STORAGE: Alpex Boats feature smartly designed storage, for skis, clothing, fishing tackle . . . all the gear needed for a fun trip.

BUCKET SEATS: Standard on all Alpex runabouts.





Maracaibo 1500 ALUMINUM

... Lightweight, Durable, Ready to perform

Here's a hot performer that's low cost, but doesn't act like it. The Maracaibo is built to move fast. At the same time it's loaded with luxurious custom appointments that make every ride a plush one. The cockpit area contains spacious storage room that can be used by the whole family. There's no doubt about it, when it comes to performance, value and spaciousness the Maracaibo gets the checkered flag first. She's a triple duty number too, for skiing, camping and fishing.

FEATURES:

Two sleeper seats . . . Heavy duty windshield . . . Vinyl upholstery . . . Durable vinyl floor . . . Polished aluminum trim and castings . . . Running light, wired and fused . . . Wide Aqueduct transom . . . Flotation, foam . . . Cleats and chocks . . . Bow eye . . . Color: brilliant red and white. Center length 14'6".

OPTIONAL EQUIPMENT:

Bow rails . . . Complete top in easy running slide track, folds aft.

Bel Mara 1700 ALUMINUM

... Glamour at a popular price

This big, brawny aluminum runabout sets the pace both for style and performance. The Bel Mara is a complete package of top quality boating pleasure for all types of water activity. The performance of the Bel Mara will draw praises from each and every spectator on the beach. There is maneuverability plus in this snappy runabout.

FEATURES:

Two sleeper seats . . . Heavy duty windshield . . . Vinyl upholstery . . . Durable vinyl floor . . . Polished aluminum trim and castings . . . Running light, wired and fused . . . Wide Aqueduct transom . . . Flotation, foam . . . Cleats and chocks . . . Bow eye . . . Color: Turquoise with white. Centerline 16'3".

OPTIONAL EQUIPMENT:

Bow rails . . . Complete top in easy running slide track, folds aft.



C-15 Canoe ALUMINUM

A solid, rugged 15-foot canoe of heat-treated aluminum and weighing only 67 lbs. Carrying yoke thwart standard. Foam flotation. It's extra steady, with more than a 37 inch beam . . . excellent for youngsters, camps, resorts.

OPTIONAL EQUIPMENT: Sailing rig . . . Carrying yoke pads . . . Motor bracket.

CO-15 Canoe ALUMINUM

Wishbone transom takes motors to 3.9 HP. Performs like a dream under tough conditions. An extra feature is a carrying yoke thwart, included as standard equipment. Foam flotation.

OPTIONAL EQUIPMENT: Sailing rig . . . Carrying yoke pads.

C-16 Canoe ALUMINUM

Plenty of speed and maximum stability. Carrying yoke as a center thwart standard. Foam flotation. The C-16 has proved to be a consistent winner in many canoe derbies.

OPTIONAL EQUIPMENT: Sailing rig . . . Carrying yoke pads . . . Motor brackets.



C-15

CO-15



C-16





Quetico 17



C-17



CO-17

Quetico 17 ALUMINUM

A veteran of wilderness adventure . . . 17 feet — only 69 lbs. Smooth on the water . . . light on the portage — no exposed rivets — built-in carrying yoke, pads. Foam flotation. Heavy duty stem won't wear through; for white water service, racing speed.

OPTIONAL EQUIPMENT: Sailing rig . . . Motor bracket . . . Indian trim.

C-17 Canoe ALUMINUM

The combination of 17' length and full bodied design makes this the most stable canoe on the market. Carrying yoke thwart standard. Foam flotation. It has as much cargo space as most 18-foot canoes.

OPTIONAL EQUIPMENT: Sailing rig . . . Carrying yoke pads . . . Motor bracket.

CO-17 Canoe ALUMINUM

Rugged! Stable! Wish-bone transom handles motors to 3.9 HP; paddles easily as a double-end canoe. A real all-purpose beauty. Foam flotation. Carrying yoke is standard.

OPTIONAL EQUIPMENT: Sailing rig . . . Carrying yoke pads.



Model F7 ALUMINUM—14 FOOTER

If there is fishing going on, chances are there are several Aluma Craft F7's in the group. This one is a favorite year after year. It's rugged, light and maneuverable. The F7 is built to take choppy water. Her deep hull design means a dry ride. Small wonder owners call her the best boating value there is. Join the F7 fleet. There are thousands of them.

FEATURES: Two pair oarlock sockets . . . Transom drain plug . . . Natural satin finish . . . Bow eye . . . Flotation, foam.

OPTIONAL: Forward deck . . . Side-steering deck . . . Steering . . . Transom tray . . . Aluminum oars . . . Anchor cradle.

Model A ALUMINUM—14 FOOTER

You can put up to a 12 HP outboard on this 14 foot all-around fishing craft. Like all Aluma Craft boats it's built for rugged use and long life. Thousands of fishermen have hauled big ones over the side of this all-purpose fishing boat.

FEATURES: Aluminum seats . . . Flotation, foam . . . 2 pair oarlock sockets . . . Transom drain plug . . . Natural satin finish . . . Bow eye.

OPTIONAL: Aluminum oars . . . Anchor.



Model E ALUMINUM—12 FOOTER

Resorts need boats that are priced right and last for years. That's why you'll see the Aluma Craft Model E at so many vacation spots. This 12 footer requires little or no maintenance and handles with ease whether you're rowing or using an outboard. (Up to 12 HP.)

FEATURES: Aluminum seats . . . Flotation, foam . . . oarlock sockets. Transom drain plug . . . Natural satin finish . . . Bow eye

OPTIONAL: Aluminum oars . . . Anchor cradle.



America's Finest Fishing Boats

Model K ALUMINUM—16 FOOTER

The extra room and the big water safety of the Aluma Craft Model K has caught the eyes of professional guides and serious big water fishermen. Yet, the Model K maneuvers like a much smaller craft. The aqueduct transom adds strength and is ideal for single or twin motors. Smooth stretched formed hull.

FEATURES: 2 pairs oarlock sockets . . . Transom drain plug . . . Natural satin finish . . . Bow eye . . . Flotation, foam.

OPTIONAL: Forward deck . . . Side-steering deck . . . Steering . . . Aluminum oars . . . Anchor cradle.

ALUMINUM—16 FOOTER *Yukon*

A big 16-footer all-purpose boat with a hull light enough to get on the plane fast, but strong enough to handle motors to 50 HP, single or twin. High freeboard and beam to match. Plenty of room for tackle and gear.

FEATURES: Oarlock sockets . . . Self-draining Aqueduct transom . . . Natural satin finish . . . Bow eye . . . Flotation, foam.

OPTIONAL: Forward deck for forward steering and runabout performance . . . Windshield . . . Side steering deck . . . Steering . . . Aluminum oars . . . Anchor cradle . . . Convertible vinyl top.



Model FD ALUMINUM—14 FOOTER

Heavy duty 14-footer. A huskier model of the popular F7, the FD is a long time favorite of resort owners and serious fishermen. Ideal, too for skin diving, water skiing, and all-around water fun. Rated for motors to 40 HP, its speed, ruggedness and safety is second to none.

FEATURES: 2 pairs oarlock sockets . . . Self draining Aqueduct® transom . . . Transom drain plug . . . Natural satin finish . . . Bow eye . . . Flotation, foam.

OPTIONAL: Forward deck . . . Side-steering deck . . . Steering . . . Aluminum oars . . . Anchor cradle.

Model R7 ALUMINUM—12 FOOTER

Here's a family sized 12 footer that is stable and rugged and light. Exceptionally fast, even with smaller motors. Wide beamed and roomy. It has carrying handles, bow casting, transom knee castings, and the famous Aluma Craft "round gunnel."

FEATURES: Oarlock sockets . . . Drain plug . . . Natural satin finish . . . Bow eye . . . Flotation, foam.

OPTIONAL: Forward deck . . . Side steering deck . . . Windshield and steering . . . Aluminum oars . . . Anchor cradle.



Model AZ ALUMINUM—14 FOOTER

Perfect for the sportsman who wants an economical boat. Plenty of leg and tackle room. Planes along fast and smooth with motors up to 7.5 HP. Heat treated for extra strength and durability.

FEATURES: Oarlock sockets . . . Transom drain plug . . . Bow-eye . . . Natural satin finish . . . Four seats . . . Flotation, foam

OPTIONAL EQUIPMENT: Aluminum oars . . . Anchor cradle . . . Camouflage finish. ▼



Model EZ ALUMINUM—12 FOOTER

A sister to the AZ, only smaller in size. The EZ is 12 feet long, 96 pounds. Built with Aluma Craft quality, heat-treated for extra strength. Camouflaged, it's ideal for hunting. Easily loaded on trailer or car top.

FEATURES: Oarlock sockets . . . Transom drain plug . . . Bow-eye . . . Natural satin finish . . . Three seats . . . Flotation, foam.

OPTIONAL EQUIPMENT: Aluminum oars . . . Anchor cradle . . . Camouflaged finish.



Queen Merrie DELUXE ALUMINUM . . . *With royal appearance and ride*

The proudest thing about owning the Aluma Craft Queen Merrie is showing her around. You can tell them that she's a full 18 feet long; all-aluminum and stretched formed just like an airplane. There's room for six people and she has a glide like . . . a queen. People stand and stare whether you swish by in the Inboard/Outboard model or the Outboard model.

FEATURES: Wrap around safety glass windshield with full center vent . . . Mechanical steering . . . Built-in 12 gallon fuel tank . . . Two 3-position lounge seats . . . Convenience rail . . . Two-tone expanded vinyl upholstery . . . Durable vinyl floor . . . Side storage . . . Locking glove compartment . . . Lights, wired and fused . . . Cleats and chocks . . . Flotation, foam . . . Ski tow eyes . . . Bow eye.

ADDITIONAL FEATURES ON INBOARD/OUTBOARD MODEL: Bilge blower, battery, speedometer, hour meter and bilge pump . . . complete instrument panel . . . Color: Turquoise and white . . . Center length: 18'1".

OPTIONAL EQUIPMENT: Handrails . . . Complete top . . . Extra 12 gallon fuel tank . . . Fire extinguisher . . . Aft seats and beverage console on Outboard model only.



Cordella 1750 ALUMINUM INBOARD/OUTBOARD

. . . *A sport boat for going places*

The Cordella has a knack for getting around . . . fast! It gives you the zip of a runabout along with the plush good looks of a bigger boat. With the Cordella you can ski, fish, cruise or camp. It's a big, beautiful, deluxe Inboard/Outboard model that fills every need and keeps you right in the middle of boating excitement no matter where you are.

FEATURES: 2 three-position lounge seats . . . Heavy duty windshield with vent . . . Mechanical steering . . . Built-in 18 gallon fuel tank . . . Instrument panel . . . Speedometer . . . Fuel gauge and sender . . . Two-tone expanded vinyl upholstery . . . Durable vinyl floor . . . Side storage . . . Battery . . . Running lights, wired and fused . . . Flotation, foam . . . Cleats and chocks . . . Ski tow eyes . . . Bow eye . . . Polished aluminum trim with vinyl insert . . . Polished aluminum castings. Color: Antique bronze with white . . . Center length 16'. Beam 76".

OPTIONAL EQUIPMENT: Bow rails . . . Complete top . . . Bilge pump . . . Bilge blower . . . Hour meter.

S-12 Class Sailboat *Fast and nimble in a touch of wind*



S-12 "CLASS" SAILBOAT



MODEL A WITH SAILING RIG



S-12 "CLASS" SAILBOATS



CO-17 WITH SAILING RIG

More and more S-12 class sailing groups are being formed. And more are ready to be formed as soon as you lift the sail of your own S-12. Beginners and serious sailors alike can enjoy the sleek performance of the S-12. She's great for learners because she's stable, easy to sail and non-sinkable. The veteran likes her because she "class" races so well. Since upkeep is kept to a minimum the S-12 is great for lake cabin owners, or easily transported on either trailer or car top. Start your own S-12 class group. You'll have one of the fastest moving fleets on the water.

FEATURES: Length 12' . . . Width forward 25"; amidships 48"; transom 36" . . . Depth 12" . . . Draft 3" . . . Centerboard down 27" . . . Overall height 18'7" . . . Weight 178 lbs. (Shipping weight 208 lbs.) . . . Cockpit area 8'4" . . . Sail area 75 sq. ft., two color nylon. Marconi rigged . . . Spars: Mast 12'; mast extension 10'; Boom 10' . . . Corrosion resistant anodized aluminum spars . . . Pivoting centerboard, 3/8" aluminum with aluminum handle. Color: Blue or red deck, white hull, blue or red and white sails.

OPTIONAL EQUIPMENT: Jib sail kit, 20 sq. ft. sail.

ADD-A-SAIL...To fishing boats and canoes

The easily attached sailing rig for Aluma Craft Fishing Boats and Canoes is built to order for the wind lovers. Sail Rig complete with blue and white 50 sq. ft. sail, tubular steel mast and boom, wood cross bracket, rudder assembly and leeboards. Adaptable to Aluma Craft canoes 15 to 17 feet, and boats up to 50" beam.

Sea Aira FIBERGLAS

*... A whisper-skimming beauty
of a runabout*

This sleek 16' fiberglass outboard runabout has been completely re-styled for 1967. The entire deck has been raised to add 2" in depth to the spacious interior. And there is a brand new aft storage shelf for the sliding optional top and seat storage. The deluxe Sea-Aira also features a ventilating windshield, locking glove compartment, and an aft console which includes armrest, ice chest, beverage tray and table. Color: Turquoise or brown with white.

The deluxe SEA-AIRA seats six in comfort. Upholstery is luxurious vinyl ... and the vinyl carpet assures long wear. There are two three-position lounge seats. The hull is Alpex's exclusive modified "V" design with stable-matic chine which gives speed and stability. Special cross link construction gives it exceptional strength.



ADDITIONAL FEATURES ON INBOARD/OUTBOARD MODEL: Fuel gauge ... Instrument panel ... Battery ... 18 gal. fuel tank.

OPTIONALS ON STANDARD OUTBOARD MODEL: 2 aft seats ... Built-in ice chest and beverage tray console with armrest and snack table.

OPTIONAL ALL MODELS: Complete top in easy running slide track, folds aft.

INBOARD/OUTBOARD (See inset photo for deck, windshield and interior styling) with 80 HP Mercruiser ... 90 HP OMC ... 110 HP or 120 HP Chrysler.

Quality is why



Is America's best value in
Aluminum and Fiberglass Boats

Quality is the Key to Boat Value...

Experienced craftsman and boat designers at Aluma Craft/Alpex believe that the only right way is the quality way. For nearly a quarter of a century, uncompromising quality has been the cornerstone of the nation-wide reputation of Aluma Craft/Alpex for the finest in boats. Precision manufacturing techniques and painstaking control of quality during production are your assurance of a beautiful boat made to last and deliver the best in boating satisfaction year after year. Meticulous attention to detail, sleek jet-age styling and hydrodynamically stable hull for perfect water control are the mark of Aluma Craft/Alpex boats. They plane fast, hug the water in turns and give a safe high-speed ride.

QUEENS OF QUALITY



ALPEX FIBERGLAS		TYPE	Gunwale Length	Center Length	Max. Beam	Max. Depth	Transom Height	Transom Width	Recommended Capacity		Approx. Weight	COLOR
									H.P.	Lbs.		
I/O	AMBASSADOR 160 MERC w/tilt	Runabout	19'10½"	18'4"	91"	50"	42"	80"	160	2000	2000	Turq. & White
I/O	AMBASSADOR 155 OMC w/tilt	Runabout	19'10½"	18'4"	91"	50"	42"	80"	155	2000	1945	Turq. & White
I/O	SEA AIRA 80 MERC w/tilt	Runabout	17'4"	16'	76"	36"	27"	68"	80	805	1245	} Br. & White or Turq. & White
I/O	SEA AIRA 90 OMC w/tilt	Runabout	17'4"	16'	76"	36"	27"	68"	90	915	1125	
I/O	SEA AIRA 110 CHRYSLER w/tilt	Runabout	17'4"	16'	76"	36"	27"	68"	110	775	1275	
I/O	SEA AIRA 120 CHRYSLER w/tilt	Runabout	17'4"	16'	76"	36"	27"	68"	120	775	1275	
O.B.	SEA AIRA DELUXE	Runabout	17'4"	16'	76"	38"	20"	68"	110	1500	725	} Turq. & White
O.B.	SEA AIRA	Runabout	17'4"	16'	76"	38"	20"	68"	110	1500	675	
O.B.	BALI	Runabout	16'8"	15'4"	70"	30"	20"	65"	80	1310	615	
S12		Sailboat		12'	48"	12"					178.	} Blue or Red with White
S120	(with jib sail)	Sailboat		12'	48"	12"					178.	

ALUMA CRAFT ALUMINUM

I/O	QUEEN MERRIE 120 MERC w/tilt	Runabout	19'3"	18'1"	76"	38"	29"	68"	120	1005	1480	Turq. & White
O.B.	QUEEN MERRIE	Runabout	19'3"	18'1"	76"	38"	20"	68"	115	1783	865	Turq. & White
I/O	CORDELLA 90 OMC w/tilt	Runabout	17'2"	16'	76"	38"	29"	68"	90	940	1105	Bronze & White
O.B.	BEL MARA	Runabout	17'1"	16'3"	68½"	29"	20"	60"	75	1220	450	Turq. & White
O.B.	MARACAIBO	Runabout	15'3"	14'6"	65"	28"	20"	60"	50	1070	416	Red & White
O.B.	YUKON	Fishing	17'1"	16'2"	68"	29"	15' or 20"	60"	50	1220	297	Natural
O.B.	K. DELUXE	Fishing	16'5"	15'10"	56"	26"	15"	52"	40	989	203	Natural
O.B.	FD	Fishing	14'9"	14'1"	55"	27"	15"	52"	40	865	210	Natural
O.B.	F7	Fishing	14'8"	14'	55"	26"	15"	52"	28	757	169	Natural
O.B.	R7	Fishing	12'10"	12'2"	55"	26"	15"	52"	20	646	145	Natural
O.B.	A	Fishing	14'1"	13'7"	49"	24"	15"	43"	12	664	137	Natural
O.B.	AZ	Fishing	14'1"	13'7"	49"	24"	15"	43"	7.5	664	118	Natural
O.B.	E	Fishing	12'6"	12'	49"	24"	15"	43"	12	557	115	Natural
O.B.	EZ	Fishing	12'6"	12'	49"	24"	15"	43"	7.5	536	96	Natural
	C-15	Canoe		15'	37¼"	22"				837	67	Natural
O.B.	CO-15	Canoe		15'	37¼"	22"	16"		3.9	837	82	Natural
	C-16	Canoe		16'	35½"	22"				855	72	Natural
	QUETICO-17	Canoe		17'	36"	23½"				845	69	Natural
	C-17	Canoe		17'	37¼"	22"				981	85	Natural
O.B.	CO-17	Canoe		17'	37¼"	22"	16"		3.9	981	92	Natural




Here comes an Aluma Craft Canoe — through white water and rapids. When the going is rough you can put your faith in the product that bears the name Aluma Craft or Alpex.



Modern Advanced Production Techniques Assure Top Quality, Greatest Value

Aluma Craft pioneered the manufacture of aluminum boats and canoes. Over the years Aluma Craft naval architects, designers and engineers have continually refined and improved production technology through a continuing research program. Giant presses stretch-form hulls with the smooth perfection that means built-in, lifelong strength and performance. Absolute precision in every step of manufacturing must meet the strictest of quality control standards.

All Aluma Craft canoes are built of heat treated aluminum . . . have long lasting heavy duty stems for long service and come in natural satin finish. Optional baked on finishes . . . deep scarlet, wilderness green, autumn yellow and camouflage (dead grass) . . . Indian trim as shown on Quetico is optional on all canoes.



Select Inboard/Outboard Power Units from 80 HP to 160 HP for Aluma Craft and Alpex Inboard/Outboard models.