



ALUMA *Craft*

FIBERGLASS - ALUMINUM
BOATS - 1962



Between you and Blue Water



MONACO "16"

nothing rides like **ALUMA CRAFT**

Soft . . . silken smooth . . . blazing fast—that's the famous Aluma Craft ride!

Between you and the lake an Aluma Craft glides in a triple cradle of water. Soft bilge or stable-matic chines,

aluminum or fiberglass, Aluma Craft hulls are hydrodynamically designed for sharp, clean water entry, maximum support across beam and length. The clipper bow V-hull splits the water . . . planes up on a triple-keel bottom that "cushions-out" water impact. Light-running Aluma Craft hulls take less propulsion power, too. Actual tests show Aluma Crafts go farther and faster on less power and fuel than other boats of comparable size.

Consider ride, hull performance and the many, many other extras that make Aluma Craft America's outstanding boat value. Consider . . . and compare. You'll pick Aluma Craft as the boat you want to own!

ALUMA CRAFT FIBERGLASS SPORTS BOATS

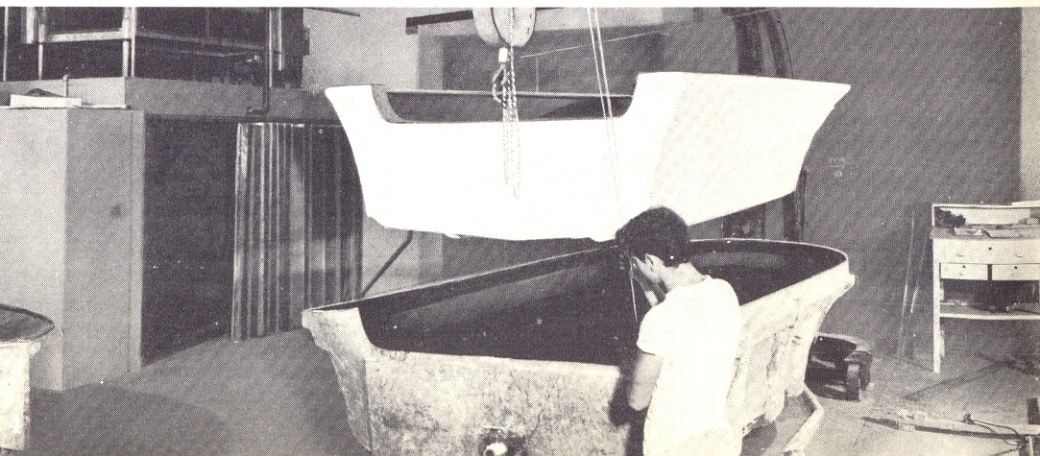
Of all the factors that determine the worth of a product, the builder's purpose has to come first. If a boat is intended to be cheap, cheap it will be.


At Aluma Craft, our primary purpose has always been to design and build the best boats that could be made. This has always been true of our aluminum boats; it is equally true of our fiberglass models. Quality is our *first* concern. When a boat has proved worthy in design, materials and workmanship to carry the Aluma Craft name, we seek production economies through advanced mass production techniques. This combination of unbending quality standards and manufacturing efficiency are at the very source of Aluma Craft value; the two *big* reasons why Aluma Craft boats give you more for your money than any other boat you can buy.

How ALUMA CRAFT builds 'em in fiberglass

Fiberglass construction offers certain advantages no other material can offer the boat builder. Fiberglass hulls can be shaped to any contour, can incorporate keels, spray rails, compartments for flotation and storage, can be laminated to various reinforcing materials to provide virtually any required degree of stiffness and strength. Colors can be molded into a satin-smooth exterior surface for permanent beauty.

Because of this inherent versatility, fiberglass poses a unique challenge to the boat builder. The cutaway view at the right illustrates some of the ways in which Aluma Craft designers have utilized the unique qualities of fiberglass to create boats of outstanding durability, performance and beauty.





MONACO "16"

A WOOD-CORE KEELS. Main keel and the two bilge keels on an Aluma Craft fiberglass boat feature an exclusive fir core in 18-inch sections. Sealed into fiberglass, they become an integral part of the hull. The sectionalized wood cores impart tremendous strength to the keels, prevent distortion or warping.

B DOUBLE BOTTOM. In Aluma Craft hull construction, a thick layer of 5-pound density, high-strength foam is sandwiched between double fiberglass bottoms. This bottom construction insulates against both sound and cold, provides far greater strength and rigidity than ordinary fiberglass construction. Because the foam is completely sealed, it cannot absorb water, oil or gas. The cockpit floor is perfectly flat.

C EXTRA-STRENGTH MOLDED HULL. Aluma Craft hull sides are molded in fine, resin-saturated fiberglass with a high-gloss gel-coated exterior and Zolatone finished interior. Molded-in spray rails and contour panels add stiffness and rigidity to the full length of the hull.

D NAUGAHYDE UPHOLSTERING. Full 3-inch foam cushions upholstered in luxurious Naugahyde is Aluma Craft's contribution to solid boating comfort. Back-to-back bucket seats convert in seconds to lounge position. Upholstered storage access door and stern deck.

E STRONGEST TRANSOM BUILT. No Aluma Craft transom has ever failed and this construction detail shows you why. Backbone of the transom is solid 1½" marine plywood sandwiched between layers of fiberglass. Massive corner castings of polished aluminum over solid oak reinforcement are joined by a heavy-gauge aluminum angle to add further stiffness and rigidity across the top of the transom. Transom drain plug permits easy draining.

F REINFORCED FRONT DECK. Plywood reinforcement is sealed into the forward deck for transverse strength. Foam flotation molded into deck and permanently sealed against moisture produces a completely rigid deck. The massive polished aluminum bow casting typifies the blend of handsome appearance with strength characteristic of Aluma Craft construction.

G INTEGRAL DECK AND COAMING. Deck, coaming, dashboard and motor well on an Aluma Craft fiberglass boat are molded as a one-piece unit. Deck is bonded to hull sides with resin-saturated fiberglass mat and stainless steel fasteners. Polished aluminum trim has vinyl insert bumper.



MONACO "16" Fiberglass

Big, Roomy and Blazing Fast

OBC-rated for 80 HP, this fast, soft-riding beauty is the perfect big-water sports boat for the active family. Exceptionally wide beam, flat floor and back-to-back bucket-type lounge seats make this the roomiest 16-footer on the water.

• Concealed gas and battery compartment • Naugahyde upholstered seats, storage access door and stern deck • Space-saver side decks make possible more interior room • Chrome step plate with rubber inset • Convenient storage under seats • Side pockets • Light switch complete with wiring

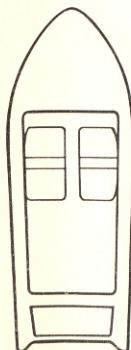
SPECIFICATIONS

OVER-ALL LENGTH	16' 4"	WEIGHT	690 lbs.
MAX. BEAM	74"	FLOTATION	Foam
MAX. DEPTH	36"	OBC LOAD CAPACITY	1422
TRANSOM HEIGHT	20"	OBC RATED FOR	80 HP

STANDARD EQUIPMENT • Steering • Deck hardware • Running lights complete with switch and wiring • Ventaire windshield • Step pads • Choice of deck colors: Deep Scarlet, Tawny Brown, Peacock Blue.

OPTIONAL EQUIPMENT • Foam-backed nylon carpeting • Convertible Nautolex top.

MONACO INBOARD DELUXE. Monaco elegance complete with inboard power unit and outboard drive. Ask your Aluma Craft dealer for complete detailed information on various drive units available.



QUEEN LINE S-12 Fiberglass Sailboat

Everything you need for sailing

For people who like their boating straight, there's nothing like sailing. And this exciting new S-12 is the perfect answer. The "true sailboat" hull is molded one-piece fiberglass with catamaran-type bow. Flotation built in. Only 12 feet long, with 75 square feet of nylon sail (sail included), the S-12 car-tops like a fishing boat, performs like a dream. Maintenance is virtually nil; with normal care the S-12 is good for a lifetime of boating thrills. Beam, 48".

• One-piece molded fiberglass hull • Molded-in foam flotation • Polished aluminum fittings • Aluminum spars • Aluminum centerboard with exclusive slot and pin pivot design • Aluminum rudder with full pivot aft • Extruded polished aluminum gunnel • Nylon sail and deck color as shown

BALI "15" Fiberglass

Hottest 15-footer on the water

Fast is the word for the Bali! The wide V-hull planes up in seconds; stable-matic chines and triple keels groove the water for tight-banked turns at wide-open throttle; the clipper bow knifes through waves for a soft ride. Space-saver side decks and enclosed gas and battery compartment provide a spacious uncluttered cockpit. It's a terrific ski boat, styled for eye-stopping elegance.

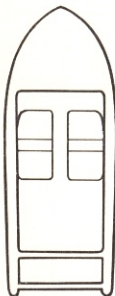
- Luxurious easy-to-clean Naugahyde upholstery on seats and stern storage access door
- Bucket seats pull out for full-length lounging comfort
- Storage under seats

SPECIFICATIONS

Over-all Length ..15' 4"	Weight540 lbs.
Max. Beam70"	FlotationFoam
Max. Depth30"	OBC Load Cap.....1310
Transom Height ...20"	OBC Rated for 75 HP

STANDARD EQUIPMENT: Steering, deck hardware, running lights, complete with switch and wiring, windshield. Choice of deck colors: Deep Scarlet, Tawny Brown, Peacock Blue.

OPTIONAL EQUIPMENT • Foam-backed nylon carpeting • Convertible Nautolex top.



TORINO "14" Fiberglass

Aluma Craft's top sports boat value

Young gadabouts, steady family men, connoisseurs of styling — people of every taste and preference rate the Torino the finest all-around 14-footer on the water. Sleek clipper bow, clean graceful lines and Aluma Craft's triple-keel stable-matic hull combine for brilliant performance.

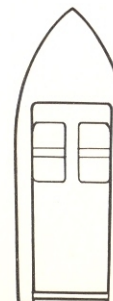
- Full 65" beam and 30" hull depth make the Torino an exceptionally stable and dry-riding boat
- Spacious cockpit makes this boat ideal for skiing
- Flat floor
- Back-to-back bucket-type lounge seats with underseat storage
- Rich, easy-to-clean Naugahyde upholstery.

SPECIFICATIONS

Over-all Length14'	Weight410 lbs.
Max. Beam65"	FlotationFoam
Max. Depth30"	OBC Load Cap.....1045
Transom Height20"	OBC Rated for 45 HP

STANDARD EQUIPMENT: Steering, deck hardware, running lights complete with switch and wiring, windshield. Choice of deck colors: Deep Scarlet, Tawny Brown, Peacock Blue.

OPTIONAL EQUIPMENT • Convertible Nautolex top
• Foam-backed nylon carpeting.



Between you and White Water



QUEEN MERRIE STANDARD

nothing performs like **ALUMA CRAFT**

One thing is sure about “white water”—it’s no place for anything but a good-sized boat. But size as measured in length alone is not enough. You have to look at beam, free-board, transom strength and height, flotation, and the basic performance characteristics designed into the boat.

Take the 18-foot Aluma Craft Queen Merrie pictured above. This brawny lady of the big lakes just plain *likes* it rough. Her clean tapered bow was *designed* to quarter waves, her deep triple-keeled bottom rides a crest like a lifeboat, her long, wide deck, full-length spray rails and 38 inches of depth keep you snug and dry where other folks are bailing.

When the water shows white, you can *depend* on Aluma Craft big-water craft in every respect of toughness, stability and flotation. Because, fair or foul weather, these boats are built to perform as no other sports boats can.

ALUMA CRAFT

Aluminum

Sports Boats

On the following page you will see a cutaway view of an Aluma Craft aluminum boat. We have prepared this illustration in order to show some of the *hidden* construction features that make an Aluma Craft unlike any other.

These features are important to you not only because they result in sounder, sturdier, better-looking and better-performing boats, they are important as well because they assure you more years of more enjoyable boating at lower cost per year of use. And, as any owner can attest, Aluma Craft aluminum boats not only outlast so-called "bargain" boats, but they have a higher trade-in value after years of use.


Look at the facts for yourself—examine the hidden features. We think you'll agree Aluma Craft aluminum boats are the best, most trustworthy values you can buy.

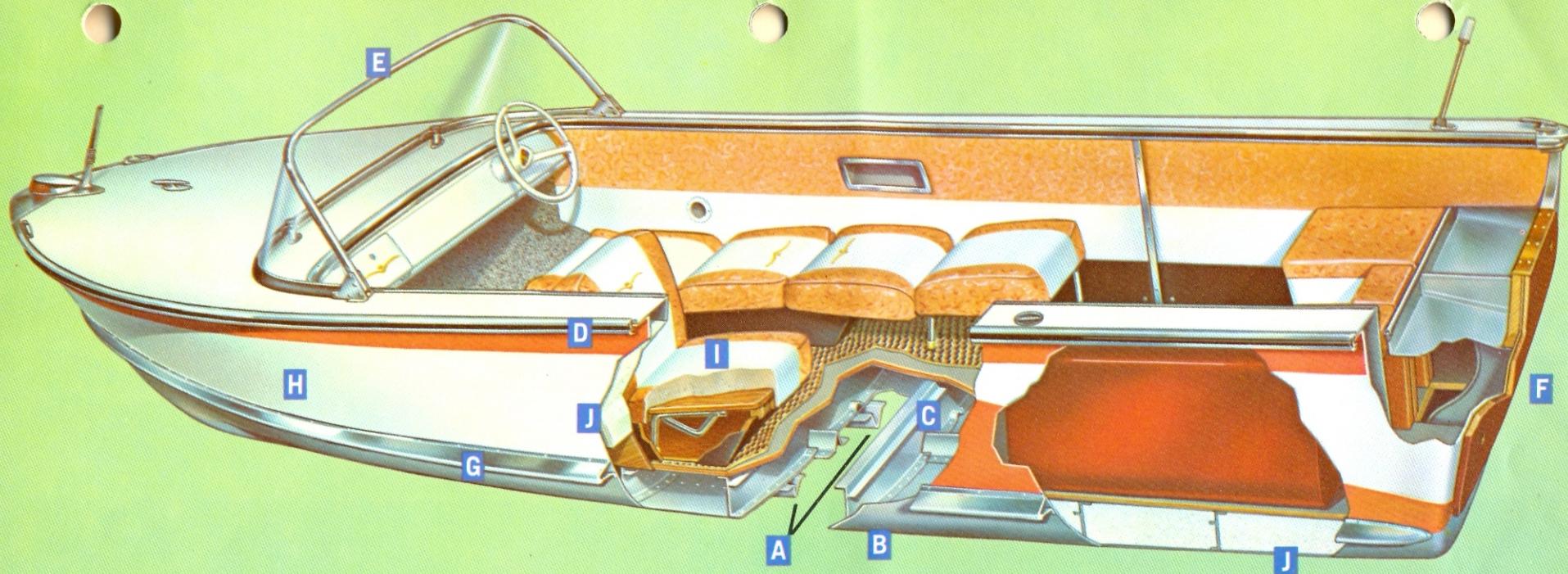
How Aluma Craft builds 'em in Aluminum

Basic to Aluma Craft construction is the principle of preformed parts. This means that the two halves of the hull, transom, ribs, gunnels, bow and stern castings, keels and spray rails are preformed on individual dies.

Preforming work-hardens and strengthens the special marine alloys used, assures tight snug fit and eliminates stress on rivets. Preforming plus fewer seams means greater strength and reduced weight.

Every Aluma Craft is subjected to many tests and inspections in the course of manufacture. Among these is a water tank test under hundreds of pounds of water pressure to assure an absolutely watertight hull.





QUEEN MERRIE DELUXE

A PREFORMED TRIPLE KEELS. Center keel and stem on an Aluma Craft is one preformed aluminum extrusion. This eliminates the vulnerable joint on most boats where stem and keel are separate. Greater strength and wearability are a result. It is a matter of record that no Aluma Craft keel has ever failed or worn through. The two bilge keels are preformed in the same manner. Aside from strength, triple keels add to lateral stability and cornering ability.

B PREFORMED HULL. Each Aluma Craft hull is preformed to desired contours in port and starboard halves which are overlapped, sealed and securely riveted to the center keel. There is only the one center seam instead of the three or four made necessary by other types of construction.

C SELF-DRAINING TRANSVERSE FRAMES. Each transverse frame is formed on a separate die to fit exactly in place. This eliminates distortion and stress on rivets, puts the maximum in added strength exactly where it is needed most. Each frame is formed to allow drainage along the full length of the hull to the transom drain plug.

D STRETCH-FORMED GUNNELS. Aluma Craft sports boats have extruded preformed gunnels with an inset vinyl bumper. Gunnels effectively conceal all rivets securing deck to hull.

E VENTAIRE WINDSHIELD. Wrap-around windshield raises for ventilation. Vinyl moldings assure a snug, watertight closure.

F STRONGEST ALUMINUM TRANSOM MADE. Aluma Craft transoms have a built-in 2-to-1 safety factor — good reason why no Aluma Craft transom has ever failed. On middle and higher horsepower range models, a sturdy aluminum knee imparts additional strength. Husky polished aluminum corner castings lock the transom to the side decks. Aqueduct provides further reinforcement . . . automatically drains water, oil or spilled fuel and permits use of two motors.

G FULL-LENGTH SPRAY RAIL. This full-length rail actually performs three important functions: 1) Deflects spray; 2) Reinforces the sides of the hull; and 3) Provides additional planing surface at high speeds.

H LONG-LIFE FINISH. Exterior finish is a high-quality, oven-baked marine enamel over a special primer. This hard, high-adhesion finish keeps your Aluma Craft looking at its handsome best.

I NAUGAHYDE UPHOLSTERED SEATS. A full 3-inches of foam padding upholstered in lustrous, easy-to-clean Naugahyde provides seating comfort that is as attractive as it is durable. Seats pull out to full lounge length.

J OBC APPROVED FLOTATION. Expanded polyurethane and polystyrene foam flotation meet OBC recommendations. Foam cannot absorb water; retains flotation characteristics for life of the boat.



C-15 CANOE 15-footer

Tough, solid and 70 pounds light

Surveys show canoeing is one of our fastest-growing water sports. This trim, easy-to-handle Aluma Craft C-15 is one of the reasons. With a 37-inch beam, it's as roomy as many 17-footers, designed for smooth paddling and outstanding stability. Hull is heat-treated for extra strength with extra-thick extrusions on keel and stem to protect against rocks.

SPECIFICATIONS

OVER-ALL LENGTH	15'	WEIGHT	70 lbs.
MAX. BEAM	37 1/4"	FLOTATION	FOAM
MAX. DEPTH	13 1/4"	OBC LOAD RATING	435

FINISH: Natural satin finish is standard.

OPTIONAL FINISH: Deep Scarlet, Wilderness Green, Autumn Yellow, Camouflage (dead grass).

OPTIONAL EQUIPMENT: Sailing rig.



CO-15 CANOE 15-footer

Paddle or motor this versatile sportster

Performs beautifully with paddles . . . takes motors up to 3 HP. The fantail flares up above the waterline to give you real double-end performance. Except for transom and stern seat, the CO-15 is identical to the C-15, including polystyrene flotation.

SPECIFICATIONS

OVER-ALL LENGTH	15'	FLOTATION	FOAM
MAX. BEAM	37 1/4"	OBC LOAD RATING	435
MAX. DEPTH	13 1/4"	OBC RATED FOR	3 HP
WEIGHT	82 lbs.		

FINISH: Natural satin finish is standard.

OPTIONAL FINISH: Deep Scarlet, Wilderness Green, Autumn Yellow, Camouflage (dead grass).

OPTIONAL EQUIPMENT: Sailing rig.



C-16 CANOE 16-footer

Fast, stable and easy to portage

In just two years since its introduction, the C-16 has achieved acceptance among wilderness campers and canoeists everywhere. It has been selected as the Official Boy Scout Canoe for the 7-day Minneapolis Aquatennial Explorer Scout Canoe Derby. Slim-lined design for speed and maneuverability, it's an easy-to-portage 72 pounds. Has an extra-rugged extruded stem for protection against rocks.

SPECIFICATIONS

OVER-ALL LENGTH	16'	WEIGHT	72 lbs.
MAX. BEAM	35 1/2"	FLOTATION	FOAM
MAX. DEPTH	13 1/2"	OBC LOAD RATING	435

FINISH: Natural satin finish is standard.

OPTIONAL FINISH: Deep Scarlet, Wilderness Green, Autumn Yellow, Camouflage (dead grass).

OPTIONAL EQUIPMENT: Sailing rig.

C-17 CANOE 17-footer

Full-beamed, stable, rides light & steady

This 17-footer is undoubtedly the most stable canoe on the market. With a maximum beam of over 37", and exceptional width from bow to stern, it has as much cargo space as most 18-foot canoes, rides light, steady and smooth. The perfect canoe for youngsters, it weighs only 85 pounds.

SPECIFICATIONS

OVER-ALL LENGTH	17'	WEIGHT	85 lbs.
MAX. BEAM	37 1/4"	FLOTATION	FOAM
MAX. DEPTH	13 1/4"	OBC LOAD RATING.....	508

FINISH: Natural satin finish is standard.

OPTIONAL FINISH: Deep Scarlet, Wilderness Green, Autumn Yellow, Camouflage (dead grass).

OPTIONAL EQUIPMENT: Sailing rig.



CO-17 CANOE 17-footer

Built to go — by motor, sail or paddles

Sister canoe of the C-17, this 17-footer has an above waterline fantail with a sturdy transom that handles motors up to 3 HP. Because of its inherent stability, the CO-17 has excellent performance under power. These same characteristics make it an ideal sailer. Thanks to the above waterline fantail, the CO-17 performs like a double-enders with paddles.


SPECIFICATIONS

OVER-ALL LENGTH	17'	FLOTATION	FOAM
MAX. BEAM	37 1/4"	OBC LOAD RATING.....	508
MAX. DEPTH	13 1/4"	OBC RATED FOR.....	3 HP
WEIGHT	92 lbs.		

FINISH: Natural satin finish is standard.

OPTIONAL FINISH: Deep Scarlet, Wilderness Green, Autumn Yellow, Camouflage (dead grass).

OPTIONAL EQUIPMENT: Sailing rig.



DUCKER 12-footer

Top duck boat on the market

Men who've tried a lot of duck boats rate this Ducker the best yet built. 12-feet long, it weighs a feather-light 67 pounds, draws just 3 inches of water with two adults. Self-draining decks have double push-pole holes. Carrying handle castings at both ends add strength and rigidity. Fully camouflaged with a motor bracket available as optional equipment.

SPECIFICATIONS

OVER-ALL LENGTH	12'	WEIGHT	67 lbs.
MAX. BEAM	42"	FLOTATION	AIR TANKS
MAX. DEPTH	12"	OBC LOAD CAPACITY.....	350

FINISH: Camouflaged finish standard.



MODEL F-6 14-footer

Wide, deep and car-top light

These well-proved models rate as two of the best all-around, family-size fishing boats ever developed. Construction and performance are typical of Alumacraft's standards, yet volume production brings the price into line with sensible family budgets.

SPECIFICATIONS

	F-6	R-6
Over-all Length .	14'	12'
Max. Beam	55"	55"
Max. Depth	26"	26"
Transom Height	15"	15"
Weight	167 lbs.	148 lbs.
Flotation	Foam	Foam
OBC Load Cap. . .	757	646
OBC HP Rating . . .	22	18

STANDARD EQUIPMENT: Oarlock sockets, transom drain plug, natural satin finish.

OPTIONAL EQUIPMENT • Forward deck • Windshield and steering • Aluminum oars. Trim colors: Deep Scarlet, Tawny Brown, Peacock Blue.

The R-6, 12-foot sister of the Model F-6



MODEL A 14-footer

Outstanding performer with smaller motors

Here are two boats that rarely end up in a used-boat lot. The reason? Own one and you'll never let it go! Rugged, solid, yet surprisingly light, they take nasty weather like a champ, are easy to row, skim along beautifully with low horsepower motors. Standard with aluminum seats and polystyrene flotation.


SPECIFICATIONS

	A	E
Over-all Length .	13' 7"	12'
Max. Beam	49"	49"
Max. Depth	24"	24"
Transom Height	15"	15"
Weight	137 lbs.	115 lbs.
Flotation	Foam	Foam
OBC Load Cap. . .	664	557
OBC HP Rating . . .	12	12

STANDARD EQUIPMENT: Oarlock sockets, transom drain plug, natural satin finish.

OPTIONAL EQUIPMENT • Deck • Aluminum oars • Anchor cradle.

The Model E, 12-foot sister of the Model A



MODEL AZ 14-footer

Most versatile lightweight boat you can own

These are the perfect boats for car-topping. Light, easy-to-handle, they'll serve you faithfully as all-season fishing boats. In optional Camouflage (dead grass) finish, they make excellent duck boats, too. Alumacraft quality construction throughout.

SPECIFICATIONS

	AZ	EZ
Over-all Length .	13' 7"	12'
Max. Beam	49"	49"
Max. Depth	24"	24"
Transom Height	15"	15"
Weight	118 lbs.	96 lbs.
Flotation	Foam	Foam
OBC Load Cap. . .	663	536
OBC HP Rating . . .	7.5	7.5

STANDARD EQUIPMENT: Oarlock sockets, transom drain plug, natural satin finish.

OPTIONAL EQUIPMENT • Aluminum oars • Camouflage finish.

EZ, 12-foot sister of the Model AZ

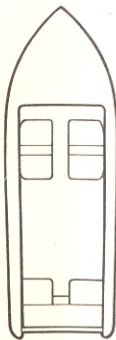




QUEEN MERRIE Deluxe "18" Aluminum

Gracious lady of the big, rough waters

Here's the boat for the boater who expects everything. Sports car luxury, glamor boat styling, glittering performance — the magnificent Queen Merrie Deluxe has them all. No exposed rivets on decks. This stately, soft-riding beauty turns at the touch of the throttle into the hottest runabout on the lake. It's an unsurpassed rough-water craft with the built-in toughness and endurance you expect from Aluma Craft.



STANDARD EQUIPMENT • Completely flat floor carpeted in foam-backed nylon • Padded, Naugahyde upholstered sideliners, dash and stern lockers • Bucket-type lounge seats upholstered in polyfoam and Naugahyde • Built-in 12-gallon gas tank • Convertible Nautolex top, side curtains and stern cover • Locking glove compartment • Mechanical steering • Enclosed forward storage area • Deck hardware • Running lights complete with switch and wiring • Convenient underseat storage • Ventraine windshield • Choice of trim: Deep Scarlet, Tawny Brown, Peacock Blue

SPECIFICATIONS

OVER-ALL LENGTH	18'	WEIGHT	830 lbs.
MAX. BEAM	76"	FLOTATION	FOAM
MAX. DEPTH	38"	OBC LOAD CAPACITY	1783
TRANSOM HEIGHT	20"	OBC RATED FOR	100 HP



QUEEN MERRIE STANDARD

Same hull and seating arrangements as the Queen Merrie Deluxe. Features mechanical steering, flat floor, Ventraine windshield, standard aluminum dash panel, deck hardware, running lights complete with switch and wiring. Choice of trim colors: Deep Scarlet, Tawny Brown, Peacock Blue. Built-in gas tank, nylon carpeting and convertible Nautolex top are optional.

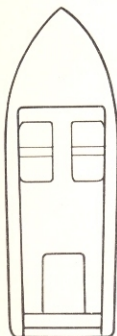
QUEEN MERRIE "18"

DELUXE INBOARD

Big, fast and inboard-powered

The elegant Queen Merrie with a choice of inboard power units and outboard drives. Soundproofed engine hood and muffled exhaust cut engine noise to a new low. Heavily reinforced stern provides solid, vibration-snubbing mount for outdrive and engine. Drive shaft swivels to give you the full forward-reverse maneuverability of an outboard motor.

• Illuminated control panel • Enclosed gas tank • Bucket-type lounge seats upholstered in lustrous vinyl over 3" foam cushions • Flat floor completely carpeted in durable foam-backed nylon



SPECIFICATIONS

Over-all Length18' Max. Beam76"
Max. Depth38" Transom Height ...29"

STANDARD EQUIPMENT: Complete as shown including power unit, starter, generator, 12-volt battery, tool kit, single-lever shift and throttle control, steering wheel and linkage, Ventroneer windshield, deck hardware, running lights complete with switch and wiring. Choice of trim colors: Deep Scarlet, Tawny Brown, Peacock Blue.

OPTIONAL EQUIPMENT • Convertible Nautolex top
• Chrome-plated handrails.



MARACAIBO "14"

Sleekest aluminum runabout you can buy

Blaze-away performance, sleek, seamless lines, snappy two-tone color styling — the Maracaibo gives you all these and more. Crafted to Aluma Craft's exacting construction standards with a clipper bow, flared deck, extruded spray rail and triple-keel bottom, the Maracaibo planes up fast, corners tight without slipping or swaying. It's a perfect family boat for all-purpose boating.

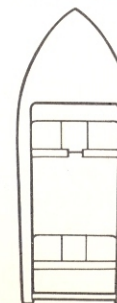
• Walk-through seating with Naugahyde upholstery • Coast Guard approved "Life Preserver" seat cushions • Nonskid, nonglare finish on inside bottom • No exposed rivets above spray rail

SPECIFICATIONS


Over-all Length14' Weight325 lbs.
Max. Beam65" FlotationFoam
Max. Depth28" OBC Load Cap.1070
Transom Height20" OBC Rated for 45 HP

STANDARD EQUIPMENT: Steering, deck hardware, running lights complete with switch and wiring. Choice of trim colors: Deep Scarlet, Tawny Brown, Peacock Blue.

OPTIONAL EQUIPMENT • Convertible Nautolex top.



ALUMA CRAFT FISHING BOATS AND CANOES



HOW TO PICK A FISHING BOAT

DECIDE ON THE SIZE YOU NEED

Aluma Craft fishing boats range in size from light 12-footers to brawny 16-foot boats intended for big water fishing. There's a reason for every size and style. If you're planning to transport your boat by car-top, you'll obviously need to consider weight first of all. The 96-lb. Model EZ fills that need to perfection. If you plan to fish in company with several other fishermen, you'll pay attention to seating arrangements. In Models FD-6, A and AZ, you have a choice of three 14-footers with ample seating space for three active fishermen. For big lakes or streams, you'll need the extra seaworthiness and stability of the new 16-foot Yukon, or the broad-beamed, deep-hull Kodiak and the Model K. Take time to consider carefully the size of fishing boat you'll need now and in the years to come — if your fishing habits change, the size of your boat could make a lot of difference.

MATCH MOTOR TO HULL

The size of motor you own or plan to buy is an all-important factor in deciding on a boat. All Aluma Craft fishing boats are OBC-rated for a given HP. These ratings should never be exceeded. On the other hand, because of the inherently light-running characteristics of Aluma Craft hulls, excellent performance can be achieved under normal load with motors considerably below the OBC rating. For

example, the Model F-6 is rated for 22 HP, yet plenty of fishermen are satisfied with a 10 HP motor on this model. Naturally, if your boat must do double duty as an all-around sports boat, you'll want the maximum OBC-rated power for peak performance.

GET A STABLE BOAT

Just about any boat that will float will stay on an even keel in quiet water with the load evenly distributed. But it's mighty difficult to hook and land a fish without moving around in the boat and the best fishing grounds may often lie on the far side of a turbulent lake. That's why it's important to be able to tell by looking at a boat whether it will have the stability you need. Here are a few tips: The first checkpoint of stability is the beam of the boat *at the water line*. An extra two or three inches of water line beam can mean a lot. Second, look for lateral water-resistance points. An Aluma Craft has five: Starboard spray rail; starboard bilge keel; center keel; port bilge keel; and port spray rail. These five resistance points will help keep your boat level and steady even while you're landing a lunker.

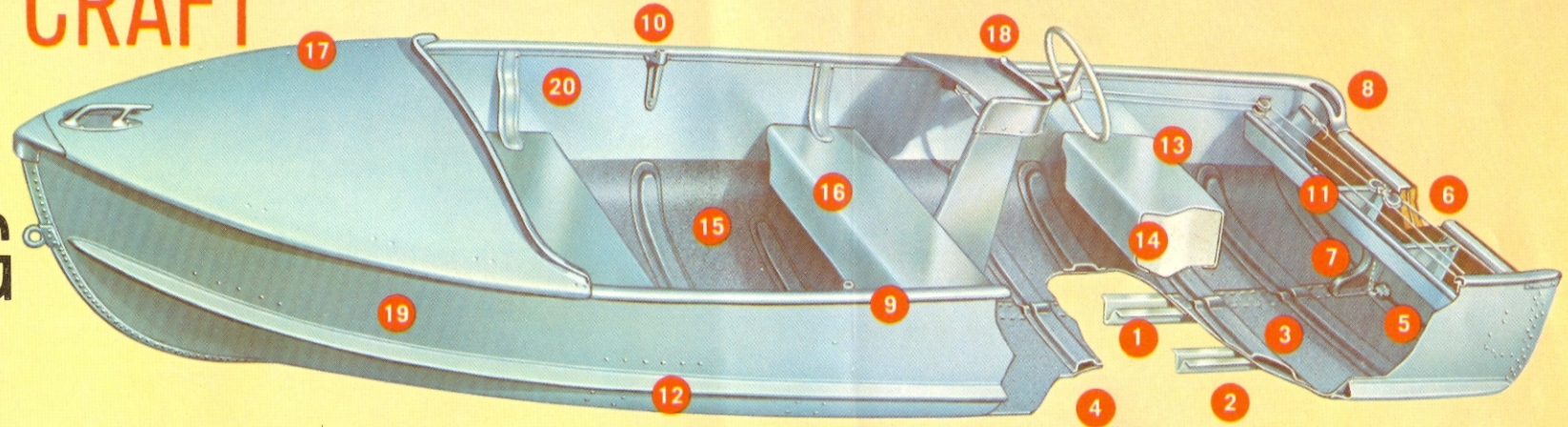
TALK IT OVER WITH YOUR DEALER

When you've decided on the purposes your boat must serve, talk it over with your dealer. His experience and training are at your service in helping you select the Aluma Craft that fits your needs.

HOW ALUMA CRAFT BUILDS FISHING BOATS

3. Hull preformed in port and starboard halves
4. Self-draining preformed transverse ribs
5. Transom drain plug
6. Super-heavy aluminum alloy transom sandwiched between sturdy wood motor mounts
7. Cast-aluminum or fabricated transom knee

8. Custom-designed castings lock to gunnels for added rigidity, double as carrying handles
9. Extra-heavy preformed extruded gunnels
10. Cast-aluminum oarlock sockets with noiseless stainless steel inserts
11. Patented self-draining Aqueduct transom
12. Preformed spray rails




1. One-piece keel and stem, preformed to hull contours
2. Husky bilge keels preformed of aluminum extrusions

13. Aluminum seats
14. Foam flotation
15. Nonskid, nonglare finish inside hull bottom
16. No sharp corners ANYWHERE

17. Optional forward deck
18. Optional steering and walk-through deck
19. Nonglare satin finish
20. Oar stowage brackets.

MODEL FD-6



MODEL FD-6 14-footer Back by popular demand

This outstanding 14-foot Aluma Craft rates as one of the best-proved, best-liked all-around family boats ever developed. Now back for '62 with improved self-draining transverse ribs, husky gunnels and OBC power-rated for 40 HP. It's the perfect all-purpose boat for fishing, sports boating and water skiing.

SPECIFICATIONS

Over-all Length14'	Weight210 lbs.
Max. Beam55"	FlotationFoam
Max. Depth27"	OBC Load Capacity865
Transom Height15"	OBC Rated for40 HP

STANDARD EQUIPMENT: Oarlock sockets, self-draining Aqueduct transom, transom drain plug, natural satin finish.

OPTIONAL EQUIPMENT • Forward deck • Walk-through deck • Steering • Aluminum oars • Anchor cradle.

Your Boat and You

If you're like most boat owners, you're on the water for just one reason: The sheer fun of water sports. Whether it's a car-topper fishing boat, a luxury sports boat or a sailboat built to racing specifications, the end purpose of a boat is pleasure.

Everything that adds to your enjoyment of a boat, adds to its value. Your individual enjoyment of a boat may run from wilderness canoeing to salt-water sailing. The challenge to the boat builder is as broad as the boating public and as personal as one man's preference in color. The need is to provide every family with the exact boat that the family will enjoy most.

That is why Aluma Craft builds no less than five canoes, 10 fishing boats, a duck boat and eight sports boats—each boat differing in certain respects from every other Aluma Craft. And that is why Aluma Craft for 1962 is introducing the exciting new Queen Line fiberglass sailboats—ranging in purpose and size from the novice-perfect Sailing Dinghy and S-12 to the “Snipe”, “Class C” and “Arrow”—crafted to official specifications. (For details, see the Aluma Craft Queen Line Sailboat catalog.)

If you like boating, see the boats built to give you *more* boating pleasure. See the new 1962 Aluma Craft boats at your Aluma Craft dealer.



GUARANTEE: Materials and workmanship of all Aluma Craft boats are guaranteed. In keeping with a continuing program of research and development, Aluma Craft reserves the right to change specifications without notice.

SOLD BY:

Boat Division of HUPP Corporation
1515 N.E. Central Avenue
Minneapolis 13, Minnesota





MODEL K 16-footer

All-time big water favorite

Everything about this 16-footer is man-sized and big-water tough! Hefty 56" beam and triple-keel bottom make it steady and stable even in heavy water. With an OBC rating of 40 HP, it can take plenty of snappy runabouts. Lots of room for tackle and gear, too.

SPECIFICATIONS

OVER-ALL LENGTH	15' 10"	WEIGHT	203 lbs.
MAX. BEAM	56"	FLOTATION	FOAM
MAX. DEPTH	26"	OBC LOAD CAPACITY	989
TRANSOM HEIGHT	15"	OBC RATED FOR	40 HP

STANDARD EQUIPMENT: Oarlock sockets, self-draining Aqueduct transom, transom drain plug, natural satin finish.

OPTIONAL EQUIPMENT • Forward deck • Walk-through deck • Steering • Aluminum oars • Anchor cradle.



YUKON 16-footer

Big, brawny and sports-boat fast

All new for the '62 season. This husky 16-footer packs all the quality features made famous by Aluma Craft. The triple keel, round bilge, wide flared bow and V-hull rides soft and smooth over big rough waters and with up to 60 HP on the transom, you've got speed enough to take most sports boats. Transverse self-draining ribs, Aqueduct transom, round, preformed gunnels and full-length spray rails are typical of construction.

SPECIFICATIONS

OVER-ALL LENGTH	16'	WEIGHT	297 lbs.
MAX. BEAM	68"	FLOTATION	FOAM
MAX. DEPTH	29"	OBC LOAD CAPACITY	1220
TRANSOM HEIGHT	20"	OBC RATED FOR	60 HP

STANDARD EQUIPMENT: Oarlock sockets, self-draining Aqueduct transom, transom drain plug, natural satin finish.

OPTIONAL EQUIPMENT • Forward deck • Steering • Aluminum oars • Steering post • Windshield • Convertible Nautolex top. Trim colors: Deep Scarlet, Tawny Brown, Peacock Blue.



KODIAK 14-footer

Big, wide and built to move

Here's the 14-footer that's proved itself the rough-water equal of many a 16-foot boat! Full 65-inch maximum beam, wide flared clipper bow, transverse self-draining ribs and polystyrene flotation are a few of the standard, extra-quality features. OBC-rated for 45 HP, this boat will really get out and move. Soft ride, deep hull and wide, comfortable seats make the Kodiak an outstanding family boat.

SPECIFICATIONS

OVER-ALL LENGTH	14'	WEIGHT	220 lbs.
MAX. BEAM	65"	FLOTATION	FOAM
MAX. DEPTH	28"	OBC LOAD CAPACITY	1070
TRANSOM HEIGHT	20"	OBC RATED FOR	45 HP

STANDARD EQUIPMENT: Oarlock sockets, self-draining Aqueduct transom, transom drain plug, natural satin finish.

OPTIONAL EQUIPMENT • Forward deck • Windshield • Aluminum oars • Steering • Steering post. Trim colors: Deep Scarlet, Tawny Brown, Peacock Blue.