

ALUMA

Craft

1958 BOAT SHOW



ALUMA CRAFT BOAT CO.

1515 Central Avenue N. E.
Minneapolis 13, Minnesota




**MOVES
FORWARD**

The enthusiasm for Aluma Craft boats, canoes and runabouts by the American boating public has grown year by year. We believe, today, Aluma Craft is accepted as the standard of quality in the small boat field.


To this line of accepted boats we have added a number of completely new models, several economy priced models and sparkling new

Aluma Glass runabouts. Each new model, including the new economy models, is built to the same high standards that have established the Aluma Craft trade mark as the symbol of fine boat performance.

As a result of this acceptance by America's boating enthusiasts, we have, during the past year, purchased a new and enlarged plant which has doubled the production facilities needed to meet the demand for Aluma Craft and Aluma Glass boats. When you select an Aluma Craft, you select America's finest performing boats.



Cruiseabout 19 footer




This luxurious runabout has a spacious cockpit with flat flooring. Handy storage compartments are provided under side decks and seats, and a big, roomy rope locker under the forward deck. The exceptionally beautiful Erich Swenson designed hull is fast, stable, safe and seaworthy. Standard equipment includes steering, running lights, flag staffs and mooring bit. Optional equipment includes convertible top and wrap-around windshield. Is 78" wide amidships, with an average depth of over 32". 73" wide transom easily accommodates two large motors. OBC rated for 120 horsepower.



See pages 26 and 27 for specifications.

Queen Merrie 18 footer



Designed to give the entire family the opportunity to go boating, cruising, and water skiing together. This beautiful hull has a fine bow line, special turn-down spray rails and long forward deck to make it exceptionally dry in rough water. Optional bunks under forward deck and large storage compartments under forward seats. With a 73" midship beam and a 68" transom and an average depth of over 31", it is big and roomy. It has plywood floor decking. Special optional jump seats behind forward seat enable fishermen to face toward the stern for comfortable trolling. The Queen Merrie weighs only 560 pounds making it easy to handle on a regular trailer. Has 20" Aqueduct transom and is OBC rated for 90 horsepower.

ALUMA
Craft



See pages 26 and 27 for specifications.

super **C** 15 foot runabout



This sleek, fast, 15 foot runabout features a double cockpit with solid center deck. Beautifully upholstered in attractive mildew resistant fabrics, with polished gunwales and coamings and spray rails. The Super C is a flashing beauty for those who want style, combined with outstanding performance. Comes equipped with steering wheel and running lights. Special tan, scuff-resistant finish on inside for added attractiveness. Ask your dealer about available outside color combinations. Windshield shown is optional.



See pages 26 and 27 for specifications.

super **CS** 15 foot runabout




ALUMA
Craft

The Super CS is a big, wide, deep, 15 foot runabout that gives you outstanding style and performance. Walk-through center deck provides easy access between cockpits. Steering may be on either forward or center deck. Finely upholstered in mildew resistant fabrics. Has exclusive patented Aqueduct transom with space for gas tank behind after seat. Note polished gunwales, running lights and convenient carrying handles. Comfortably accommodates five adults. Perfect for water skiing. It is OBC certified for 60 horsepower. You'll be proud to pull up to any yacht club dock in this beautiful Super CS runabout. Ask your dealer about available color combinations. Windshield shown is optional.



See pages 26 and 27 for specifications.

Flying C 15 foot runabout



ALUMA
Craft

Note the extra long, racy forward deck, the walk-through center deck, and Aqueduct transom. Upholstery is of automotive type inner spring construction that gives you a smooth, soft, relaxing ride to make the Flying C one of America's outstanding runabouts. From its gleaming satin finished gunwales to its heavy, extruded keel, the Flying C is extra strong, extra rugged and exceptionally stable in rough going. This big, wide, deep model, OBC rated for 60 horsepower, is built for pleasurable cruising. Rides beautifully at all speeds. A truly luxurious boat for those who want the best. Ask your dealer about optional color combinations. Windshield, lights, and steering optional.



See pages 26 and 27 for specifications.

Flying D 14 foot runabout



ALUMA
Craft

This most attractive runabout has a long, streamlined forward deck over a fine flaring bow that turns down bow sprays. Combines exceptional appearance with smooth riding performance. OBC certified for 35 horsepower, the Flying D is popular with water skiing enthusiasts as well as those who enjoy pleasure cruising. With a 55½" beam and 22" depth amidships, the Flying D is steady, stable and safe at high speeds. The double cockpit, with walk-through center deck, provides a spaciousness and convenience usually found only in larger boats. Painting, windshield, lights, and steering are optional.



See pages 26 and 27 for specifications.

Deep C 15 footer




ALUMA
Craft

Shown here with optional convertible top, wrap-around windshield and steering wheel, the Deep C is a big, rugged, fifteen footer built for big water use. Very stable, safe and strong. Average depth from stem to stern is approximately 27" and beam amidships is over five feet. OBC certified for 60 horsepower, this popular Deep C is an excellent boat for cruising, fishing and family fun. Aluma Craft's exclusive patented Aqueduct transom adds extra strength. Ruggedly built for heavy going. Available in natural satin finish aluminum or one of three attractive color combinations. Top, windshield, backrests and steering are optional equipment.



See pages 26 and 27 for specifications.

Open C 15 footer



Completely accessible and usable from bow to stern, the Open C is an excellent big water fishing and all-purpose utility boat. OBC certified for fifty horsepower, the Open C has a midship beam of over five feet and a 58" transom. With an average depth of 27" from keel to gunwale, it is an excellent big water boat for family use, fishing or water skiing. Beautifully designed for stability, the Open C is rugged, strong and exceptionally stable. Four big adults can fish in comfort. Available in natural satin finish aluminum or three optional color combinations.



See pages 26 and 27 for specifications.

model **A** 14 footer




Long a favorite with the boating public, the 14 foot Model A is popular as an all-around family fishing boat. OBC certified for 12 horsepower, the Model A also provides desirable features for family cruising. Weighing only 130 pounds, it is easily trailered or car-topped. Handles well around beach and dock. Rows easily. Stable and safe with its 49" beam. If you want a good boat to use with moderate power, this is it. A forward deck may be ordered as optional equipment.

Model AL; same as Model A except has redwood seats with built-in Styrofoam flotation. See price list.



See pages 26 and 27 for specifications.

model **E** 12 footer



Probably this Aluma Craft has more uses than any other model. Weighing only 115 pounds, it is ideal for car-topping from lake to lake or river to river. Camouflaged, it makes a nice, steady, square-sterned hunting boat. Stable and steady with a 49" beam and a 43" transom, it is OBC certified for 12 horsepower. Plans easily and rides smoothly. An excellent fishing boat with lots of leg and tackle box room. Light, strong, and sturdy for years of carefree fun. Easy to handle and easy to store.

Model EL; same as Model E except has redwood seats with built-in Styrofoam flotation. See price list.



See pages 26 and 27 for specifications.

model **F** 14 footer




ALUMA,
Craft

Our second most popular model. An all-purpose family and lake cottage boat for those who use intermediate power up to 20 horsepower. Erich Swenson designed, with a fine flaring bow to turn down spray and bow waves, making this a nice dry boat in rough going. With a 54" beam and a 52" transom, this fourteen footer makes an excellent fishing boat. Planes easily for fast going. A very popular model with resort owners and rental operators. Available in natural satin finish aluminum and three optional color combinations. Forward deck, control deck and steering wheel are available as optional equipment.



See pages 26 and 27 for specifications.

model **FD** 14 footer




The Model FD is our most popular model for fishing, water skiing and cruising. Wide and deep with a midship beam of over 55½" and a depth of 22", this is a safe, stable boat for both family and sport use. OBC certified for 35 horsepower, it planes beautifully, rides smoothly in rough going and is exceptionally fast for a larger than average boat. Has Aluma Craft's exclusive patented Aqueduct transom. If you want an all-purpose boat we suggest you consider the FD. Thousands of satisfied owners testify to its excellent performance. The forward deck shown is optional equipment. Available in natural satin finish aluminum and three optional color combinations.



See pages 26 and 27 for specifications.

model **K** 16 footer



ALUMA
Craft

This 16 footer is big, spacious, steady and stable. OBC certified for 35 horsepower, it planes easily and rides smoothly. Has our exclusive, sturdy Aqueduct transom. Almost five feet wide amidship, with a 52" wide transom. This is a good boat for larger waters. Handles beautifully and is very fast with larger motors. Can be equipped with optional, forward deck, center deck and steering wheel to make a racy looking runabout. The proven performance of the Model K in rugged going has made it popular with Lake of the Woods guides and camp owners. Available in natural satin finish aluminum or one of the three optional color combinations.



See pages 26 and 27 for specifications.

model **R** runabout




This is the fastest Aluma Craft. It competes favorably with special racing runabouts. OBC certified for 18 horsepower. Provides more speed with less horsepower. An ideal boat for use where speed thrills are desired and permissible. Very steady, has a 54" beam and a 52" transom and is less than 12 feet long. Built for speed yet makes a comfortable, stable fishing boat. Racy and attractive in natural satin finish aluminum or any of the three optional color combinations. Center deck and steering are optional.



See pages 26 and 27 for specifications.

model **RB** runabout



Exactly the same hull and lines as the exciting Model R except the RB has no forward deck. Provides plenty of leg and tackle box room for fishing. Three seats give maximum usable space. Just as fast as the Model R, it makes a speedy craft for getting to fishing spots in a hurry. Not quite 12 feet long, this boat weighs only 130 pounds and is easily car-topped or trailered. Excellent for those who want a comfortable family boat plus speed. OBC certified for 18 horsepower. Available in natural satin finish aluminum or three optional color combinations.

Model RBL; same as Model RB except has redwood seats with built-in Styrofoam flotation.



See pages 26 and 27 for specifications.


CO-15 canoe



ALUMA
Craft


With more than a three foot beam and with fullness carried well forward and aft, the CO-15 has the carrying capacity of most 17 footers. A light 82 pounds; it portages easily. Very stable and easy to paddle. Has positive Styrofoam flotation. A nice lake canoe yet popular for wilderness trips. Has heavy extruded keel and stern to protect against rock and shore abrasion. Note fantail design for center mounting of motor. Hull below waterline exactly same as double-ender for easy, forward and backward paddling.

See pages 26 and 27 for specifications.



C-15 CANOE—The same basic hull as the CO-15 except is full double-ender. Very fine cottage, camp and lake canoe. Widely used for camping and wilderness trips. Has same carrying capacity as most 17 footers. Full bodied design makes it exceptionally stable and safe. Weighs only 77 pounds.

C-17 canoe



Probably America's most stable and safe canoe. Fullness is carried to both bow and stern so this 17 footer has carrying capacity of most 18 footers. A favorite model for both boy's and girl's camps and the choice of experienced voyagers on extended canoe trips. Weighs only 88 pounds, has a midship beam of $37\frac{1}{4}$ " and paddles easily. Extra thick extruded keel and stern provides extra protection against wear and abrasion. Styrofoam provides positive flotation.

See pages 26 and 27 for specifications.



CO-17 CANOE—Exactly the same below waterline as C-17 except CO-17 has fantail motor mount. Paddles forward and backward same as regular double-ender. Motor mounts in center for extra stability.

The Ducker



ALUMA
Craft

Gaining in popularity every year, we believe the Aluma Craft Ducker is America's number one duck boat. Weighs only 67 pounds. Draws only 3" with two adults. Has all features. Double, through-deck push pole holes. Blind loops, self-draining decks. Silent oar locks. Convenient carrying handles. Rugged, strong. Never dries out and leaks. Will break ice without damage. Stable, steady and safe for two hunters and a dog. Motor bracket available. Comes fully camouflaged and is easily hidden. First choice of thousands of hunters.



See pages 26 and 27 for specifications.

model **FL** 14 footer



ALUMA
Craft

The FL shown is the leader of the four new, low-priced "L" series models which include the AL, EL and RBL. Construction costs of all "L" series models have been lowered by using Redwood seats and built-in Styrofoam flotation, so that they may be purchased at a substantial savings. Extrusions and fittings are of same weight, design and quality as regular Aluma Craft. Hull design and construction of all "L" series boats is same as standard line except Model FL has a slightly fuller bow and has transverse ribs and stiffeners. Excellent boats for resorts, rental operators, and camps; as well as for cottage owners and fishermen.




See pages 26 and 27 for specifications.

Only




HAS ALL THESE EXTRA VALUES




**SELF-BAILING
AQUEDUCT TRANSOM***

Adds tremendous strength where strength is needed. Will handle forward and backward thrust of most powerful motors. Used on all Aluma Craft that are OBC certified for more than 20 horsepower. Collects and discharges overboard, gasoline and motor oil which otherwise may collect in hull. A patented exclusive Aluma Craft feature. *U.S. Patent #2,660,142



FLOTATION SEATS

All Aluma Craft are provided with either Styrofoam or sealed aluminum air chambers which are attached permanently to every boat and canoe. Aluma Craft flotation always provides an extra margin of protection.



STANDARD TRANSOM

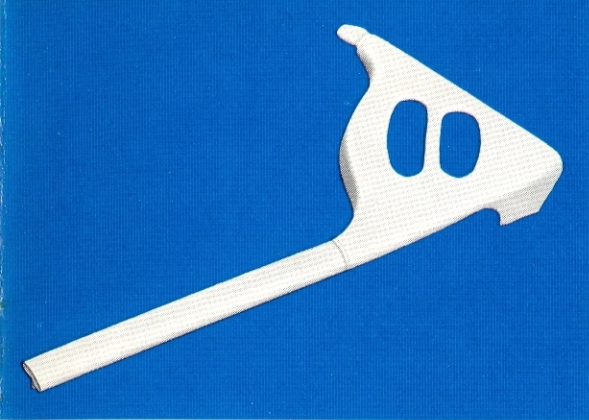
An extra strong transom for Aluma Craft which are OBC certified for 20 horsepower or less. Very strong. We have never had a transom failure. Light and streamlined for beauty.



EXTRUDED KEELS

Every Aluma Craft model features this extra thick extruded keel that provides a full $\frac{1}{4}$ " thick protection against beach and stone abrasion. No Aluma Craft keel has ever worn through.







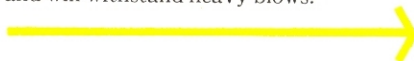
BOW CASTING

Incorporates great strength by interlocking with gunwales. Streamlined design includes non-protruding carrying handle on most models.



SPLASH RAILS AND GUNWALES

Both are extra thick extrusions. Gunwale interlocks with bow and stern castings. Splash rails add extra strength and will withstand heavy blows.




STERN CASTINGS

Interlocks with gunwales and transom for extra strength and stiffness. Streamlined design includes convenient carrying handles on most models.




LONGITUDINAL KEELSONS, AND TRANSVERSE STIFFENERS

Used in Models F, FD, K, Flying D and the C Series to provide not only essential extra stiffness, rigidity and strength, but permit free drainage of rain or casual water from bow to stern. An excellent example of Aluma Craft's extra value.




Colors



Since we introduced colors a year ago, a large percentage of Aluma Craft buyers have specified colors of their choice. Aluma Craft's rub and chip resistant colors are applied only after the surface is especially prepared and prime coated. All colors are highest quality and fade resistant. Allow 10 days for factory color finishing. Choose colors from Aluma Craft Color Card.

Merrie Lady 17 foot ALUMA GLASS




This most attractive Aluma Glass runabout is built for those who want excellent appearance combined with good performance. With its exceptionally fine bow and built-in splash rails, it is a very dry boat. Lapstrake designed bottom with built-in aluminum keel, makes it an easy handling and very soft riding boat. One piece hull, with triple strengthened, Aqueduct type transom will handle up to 60 horsepower. An excellent day cruiser, fishing and ski towing boat. Standard two-toned finish is blue and white. Ask your dealer about other color combinations. Windshield, lights, and steering are optional.



See pages 26 and 27 for specifications.

Merrie Maid 15 foot ALUMA GLASS



ALUMA
Glass

Sleek and stylish, this handsome Aluma Glass model is built for those who want streamlined performance and appearance. Formed-in color cannot wear or rub-off. With a super-fine bow, rakish lines and lapstrake bottom, this 15 footer is a smooth, soft riding dry boat in rough water. OBC certified for 50 horsepower, it makes a good, fast runabout suitable for day cruising, fishing and water skiing. One piece hull with imbedded aluminum keel is strong and sturdy. Triple strengthened transom will handle recommended horsepower with no trace of "working". Standard two-toned finish is black and white. See your dealer for other color combinations. Windshield, lights, and steering are optional.




See pages 26 and 27 for specifications.


SPECIFICATIONS

	CRUISE- ABOUT	QUEEN MERRIE	SUPER C	SUPER CS	FLYING C	FLYING D	DEEP C	OPEN C	MODEL A	MODEL E	MODEL F	MODEL FD	MODEL K
Length overall	19'2"	18'0"	15'0"	15'0"	15'0"	14'	15'0"	15'0"	13'7"	12'	13'11"	14'	15'10"
Width amidships	78"	73"	62"	62"	62"	55½"	62"	62"	49"	49"	54"	55½"	56"
Width at transom	73"	68"	58"	58"	58"	52"	58"	58"	43"	43"	52"	52"	52"
Depth forward	42"	36"	29"	29"	29"	27"	29"	29"	24"	24"	24"	27"	26"
Depth amidships	37"	31"	25"	25"	25"	22"	25"	25"	18"	18"	19"	22"	21"
Depth at stern	28"	27"	23"	23"	23"	20"	23"	23"	18"	18"	17"	20"	20"
Cockpit length	12'9"	11'	—	—	—	—	—	—	—	—	—	—	—
Transom depth for motor	20"	20"	15"	15"	15"	15"	15"	15"	15"	15"	15"	15"	15"
Flotation tanks	Styrofoam	Styrofoam	3	4	2-20"	2-20"	3-12"	3-12"	3-10"	3-10"	3-10"	3-12"	3-12"
Splash rails	9'	Special turn down	Full length	Full length	Full length	Full length	Full length	Full length	Full length	Full length	Full length	Full length	Full length
Bottom design	Round	Round	Round	Round	Round	Round	Round	Round	Round	Round	Round	Round	Round
Weight	695 lbs.	560 lbs.	400 lbs.	400 lbs.	415 lbs.	272 lbs.	276 lbs.	259 lbs.	130 lbs.	115 lbs.	175 lbs.	204 lbs.	225 lbs.
OBC approved for out- board motors up to	120 h.p.	90 h.p.	60 h.p.	60 h.p.	60 h.p.	35 h.p.	60 h.p.	50 h.p.	12 h.p.	12 h.p.	20 h.p.	35 h.p.	35 h.p.
Windshield — available	Yes	Yes	Yes	Yes	Yes	Yes	Yes	—	—	—	Yes	Yes	Yes
Convertible top — available	Yes	Yes	Yes	Yes	Yes	—	Yes	—	—	—	—	—	—

SPECIFICATIONS

MODEL R	MODEL RB	C0-15	C-15	C0-17	C-17	DUCKER	MODEL AL	MODEL EL	MODEL FL	MODEL RBL	MERRIE MAID	MERRIE LADY	
11'7"	11'7"	15'	15'	17'	17'	12'	13'7"	12'	13'9"	11'7"	14'9"	16'6"	Length overall
54"	54"	37¼"	37¼"	37¼"	37¼"	42"	49"	49"	54"	54"	70"	70"	Width amidships
52"	52"	—	—	—	—	—	43"	43"	52"	52"	56"	56"	Width at transom
24"	24"	22"	22"	22"	22"	12"	24"	24"	24"	24"	31"	32"	Depth forward
18"	18"	13¼"	13¼"	13¼"	13¼"	12"	18"	18"	19"	18"	30"	31"	Depth amidships
17"	17"	18"	22"	18"	22"	12"	17"	17"	17"	17"	28"	28"	Depth at stern
—	—	—	—	—	—	7'	—	—	—	—	—	—	Cockpit length
15"	15"	17"	—	17"	—	—	15"	15"	15"	15"	15"	15"	Transom depth for motor
3-10"	3-10"	Styrofoam	Styrofoam	Styrofoam	Styrofoam	2	Styrofoam	Styrofoam	Styrofoam	Styrofoam	Styrofoam	Styrofoam	Flotation tanks
Full length	Full length	—	—	—	—	—	Full length	Full length	Full length	Full length	Molded in	Molded in	Splash rails
Round	Round	Round	Round	Round	Round	Round	Round	Round	Round	Round	Lapstrake	Lapstrake	Bottom design
139 lbs.	130 lbs.	82 lbs.	77 lbs.	88 lbs.	82 lbs.	67 lbs.	146 lbs.	125 lbs.	159 lbs.	138 lbs.	445 lbs.	495 lbs.	Weight
18 h.p.	18 h.p.	3 h.p.	—	3 h.p.	—	—	10 h.p.	10 h.p.	16 h.p.	16 h.p.	50 h.p.	60 h.p.	OBC approved for out-board motors up to
Yes	—	—	—	—	—	—	—	—	Yes	—	Yes	Yes	Windshield — available
—	—	—	—	—	—	—	—	—	—	—	Yes	Yes	Convertible top — available





AC 5259F DEEP C FRONT SEAT BACK REST AND CUSHIONS


Back rest and seat cushion heavily padded with curled rubberized hair. Back rest folds forward and down. Durable plastic red and white covering. Brackets and cushions fit front seat of Alumna Craft Deep C only. (Cushions are not life preservers). Shipping weight: 25 lbs.

AC 5259C DEEP C CENTER SEAT BACK REST AND CUSHIONS

Same as AC 5259F except back rest and seat cushion fits center seat. Shipping weight: 25 lbs.

AC 5259A DEEP C AFT SEAT BACK REST AND CUSHION

Same as AC 5259F but fits aft seat of Model Deep C only. Shipping weight: 25 lbs.



AC 5274 PORT SIDE BACK REST CUSHION FOR WALK-THRU CONTROL DECK MODELS FD AND K
Made to match AC 5272. Easily installed to AC 572 port-side walk-thru deck.

AC 5275 STARBOARD SIDE BACK REST CUSHION FOR WALK-THRU CONTROL DECK MODELS FD AND DK

Made to match AC 5272. Easily installed to AC 573 starboard side walk-thru deck.

AC 5276 PORT-SIDE BACK REST CUSHION FOR WALK-THRU CONTROL DECK MODELS DEEP C AND OPEN C


Made to match AC 5272. Easily installed to AC 578 port-side walk-thru deck.

AC 5277 STARBOARD SIDE BACK REST CUSHION FOR WALK-THRU CONTROL DECK FOR MODELS DEEP C AND OPEN C

Made to match AC 5272. Easily installed to AC 579 starboard side.


AC 5214 JUMP SEAT CUSHIONS FOR QUEEN MERRIE

U.S. Coast Guard Approved life saver cushion. Filled with new Java Kapok sealed into separate waterproof pockets. Turf colors: red and white or green and white.

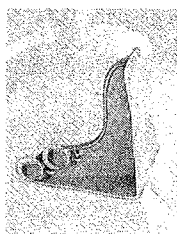


AC 5064 ALUMA CRAFT STEERING WHEEL

Attractive three-spoke wheel. Slip-proof grips. Chrome finish wheel housing. 30° mounting. Your choice of white, red, black or blue. Shipping weight 9 lbs.

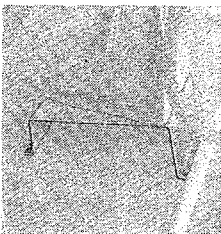


AC 5060 FILLER PLATE FOR AC 5062 STEERING WHEEL




AC 507 SIDE MOUNT STEERING BRACKET

An all aluminum casting made for those who like a steering wheel but do not want a Control Deck. Made to fit 12 inches forward of aft seat on starboard side. Includes pulleys as shown. Fits models—A, E, F, FD, K, R, and RB. Use AC 5071 Extension Bracket for Open C and Deep C. Shipping weight: 4 lbs.



AC 5071 EXTENSION STEERING BRACKET FOR OPEN C AND DEEP C

An extension bracket to which the side mount steering bracket can be installed. Shipping weight: 2 lbs.



AC 5491 STERN COVER CRUISEABOUT

Same as above except fits Cruisedabout. Shipping weight: 5 lbs.

AC 5389 ALUMA CRAFT DEEP C CONVERTIBLE TOP

Built special for the Deep C. Strong aluminum braces. Heavy waterproof canvas. Folds forward compactly between windshield and deck coaming when not in use. Zippered opening on both sides for ventilation and easy access. Snap-on side curtains included. Colors: green or tan. Drawstring gadget bag included with top. Shipping weight: 15 lbs.

AC 5378 STERN COVER DEEP C

Snaps to Deep C convertible top. Attached motor pocket cover fits large motors. Zippers down center for easy entrance or exit. Shipping weight 4 1/2 lbs.

AC 5389-C ALUMA CRAFT SUPER C AND SUPER CS CONVERTIBLE TOP

Same as AC 5389 fits Super C and Super CS. Shipping weight: 15 lbs.

AC 5378-C STERN COVER SUPER C AND SUPER CS

Same as AC 5378 fits Super C and Super CS. Shipping weight: 4 1/2 lbs.

AC 5419 ALUMA CRAFT FLYING C CONVERTIBLE TOP

Built special for the Flying C. Strong aluminum braces. Heavy waterproof white canvas. Folds forward compactly between windshield and deck coaming when not in use. Snap-on side curtains included. Zippered opening on both sides for ventilation and easy access. Drawstring gadget bsg included with top. Shipping weight: 15 lbs.

AC 5421 STERN COVER FLYING C

Same as AC 5378 fits Flying C. Shipping weight: 4 1/2 lbs.

AC 5416 ALUMA CRAFT QUEEN MERRIE CONVERTIBLE TOP

Same as AC 5419 fits Queen Merrie. Shipping weight: 15 lbs.

AC 5417 STERN COVER QUEEN MERRIE

Same as 5378 fits Queen Merrie. Shipping weight: 6 lbs.

AC 5382 ALUMA CRAFT CRUISEABOUT CONVERTIBLE TOP

Same as AC 5389 fits Cruisedabout. Shipping weight: 15 lbs.

AC 6399 ALUMA GLASS CONVERTIBLE TOP FOR MERRIE MAID, MERRIE MAID DELUXE, MERRIE LADY AND MERRIE LADY DELUXE

Same as AC 5419 except fits Merrie Maid, Merrie Maid Deluxe, Merrie Lady, and Merrie Lady Deluxe. Shipping weight: 15 lbs.

ALUMA GLASS STERN COVERS

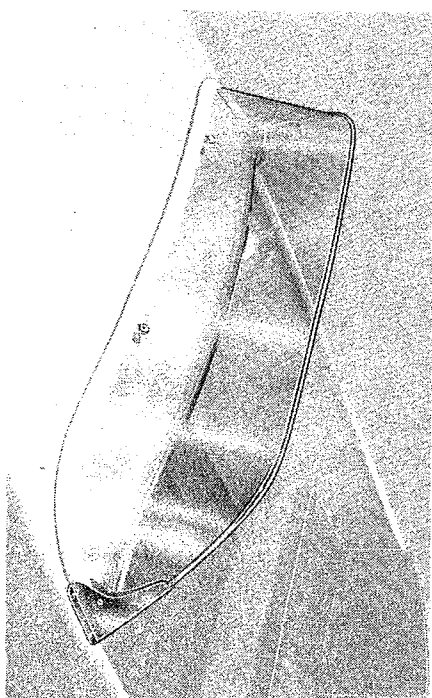
Snap to convertible top. Attached motor pocket cover. Fits large motors. Zippers down center for easy entrance or exit. Shipping weight 4 1/2 lbs.

AC 5413 MERRIE MAID
AC 5424 MERRIE MAID DELUXE
AC 5414 MERRIE LADY
AC 5425 MERRIE LADY DELUXE

PLEXIGLAS WINDSHIELD FOR USE WITHOUT CONVERTIBLE TOPS

Clear plexiglas with chrome trim and polished aluminum wing brackets.

AC 5375 1956 AND EARLIER MODELS F, FD.
ALSO FITS MODEL R
AC 5493 FLYING D
AC 5494 1958 AND 1957 MODELS, F AND FD
AC 5379 MODEL K
AC 5377 DEEP C, SUPER C AND SUPER CS
AC 5423 FLYING C
AC 5415 QUEEN MERRIE
AC 5372 CRUISEABOUT
AC 5398 ALL ALUMA GLASS BOATS



PLEXIGLAS WRAP-AROUND WINDSHIELD FOR USE WITH CONVERTIBLE TOPS

Clear plexiglas 1/4 in. thick with rugged aluminum channels and polished aluminum wing brackets. Shipping weight: approximately 24 lbs.

AC 5376 DEEP C
AC 5361 SUPER C AND SUPER CS
AC 5418 FLYING C
AC 5415 QUEEN MERRIE
AC 5372 CRUISEABOUT
AC 5398 ALL ALUMA GLASS BOATS