


Open C

15 FOOTER

For those who want the complete accessibility of an open boat from bow-to-stern, this model of the C series has exactly the same hull as the Deep C but does not have the recessed forward deck. Big and wide with a beam over five feet wide amidship and a 58" Aqueduct transom it is OBC approved for a total of 50 horsepower in one or two motors. With an average depth of 27" from gunwale to center keel it is an excellent big water boat. Constructed with longitudinal keelsons, diagonal bow stiffeners and under-seat transverse frames, the Open C is exceptionally rugged and strong. Available in 3 color combinations. See pages 20 through 23 for details.




ALUMA
Craft

specifications

Length (over-all)	15'0"
Width amidships	62"
Width at transom	58"
Depth forward	29"
Depth amidships	25"
Depth at stern	23"
Transom depth for motor	15"


Flotation tanks	3
Bottom design	round
Weight	259 lbs.
OBC approved for outboard motors up to	50 h.p.



Cruiseabout

19 FOOTER

This luxurious nineteen footer has spacious 68 square foot cockpit. Large rope locker under forward deck, handy storage compartments built under the side decks, and two under the seats. All gunwales and coamings highly polished. Cockpit flooring has aluminum hammertone finish. The beautiful Erich Swenson designed hull is seaworthy, fast and easily handled. Patented Aqueduct 73" transom drains out water, keeps oil and gas from cockpit and bilge and accommodates two big motors. Built-in Styrofoam flotation. Steering wheel controls, running lights, flag staffs and mooring bits are standard equipment. Convertible top and wrap-around windshield are optional. This is an ideal party boat. Perfect for family outings. See pages 20 through 23 for details.



ALUMA Craft

specifications

Length 19'2"
Width amidships 78"
Width at transom 73"
Depth forward 42"
Depth amidships 37"
Depth at stern 28"

Transom depth for motors
(long shaft) 20"
Cockpit length 12'9"
Inside cockpit width 66"
Seats with upholstered cushions
and back rests 2
Bottom design round
Floor deck boards marine plywood
(aluminum hammertone finish)

OBC approved for outboard motors
up to 120 h.p.
Weight (completely equipped) 695 lbs.
Flotation (built-in Styrofoam)
Finish—satin (gunwales and coamings
polished)

Model F

14 FOOTER

This new, improved Erich Swenson design has fine flaring bow lines that minimize bow spray, making this model dry in windy weather. The Model F57 is broad, roomy and comfortable. Diagonal bow stiffeners combine with longitudinal keelsons and transverse under-seat frames for great strength and rigidity. Transverse frames permit free flow and complete drainage of any casual water from bow to stern. The Model F57 operates at peak efficiency with motors up to 20 horsepower. Possibly America's most popular boat, it is ideal for resort owners, rental operators and summer cottage people. Available in 3 pleasing color combinations. See pages 20 through 23. Forward deck, control deck and steering wheel available as optional equipment.




ALUMA
Craft

specifications

Length (over-all)	13'11"
Width amidships (over-all)	54"
Width at transom	52"
Depth amidships	19"
Depth at transom	17"
Transom depth for motor	15"

Splash rails	full length
Flotation tanks	3
Bottom design	round
Weight	175 lbs.
OBC approved for outboard motors up to	20 h.p.



Model FD

14 FOOTER

New design, with fine flaring bow lines for minimizing bow spray in windy weather. 3" deeper, heavier than Model F57 and more rugged for larger, rougher waters. New diagonal stiffeners in the bow combine with longitudinal keelsons and under-seat transverse frames for great strength. Transverse frames permit complete bow-to-stern drainage of any casual water. Aluma Craft's exclusive patented Aqueduct transom doubly reinforces the stern for use with all motors up to 35 horsepower. Available in 3 pleasing color combinations. See pages 20 through 23 for construction details. Forward deck, control deck and steering wheel available as optional equipment.




ALUMA
Craft

specifications

Length (over-all)	14'
Width amidships (over-all)	55½"
Width at transom	52"
Depth amidships	22"
Depth at transom	20"
Transom depth for motor	15"

Splash rails	full length
Flotation tanks	3-12" wide
Bottom design	round
Weight	204 lbs.
OBC approved for outboard motors up to	35 h.p.



Model K

16 FOOTER

This big, spacious, wide and steady 16-footer will carry up to 35 horsepower on Alumacraft's exclusive patented Aqueduct transom. Its extra width, (56" amidship) depth (averaging 23") makes the Model K57 a good boat for big lakes and rivers. Weighs only 225 pounds for easy handling and good performance. Model K57 has new longitudinal keelsons, diagonal bow stiffeners and transverse under-seat frames. When equipped with the optional forward and control decks and steering wheel, this Model K57 makes a smart appearing runabout at an economical price. In addition to the natural finish, this boat may be ordered in any one of 3 pleasing color combinations. For details see pages 20 through 23. Decks and steering wheel available as optional equipment.




ALUMA
Craft

specifications

Length (over-all)	15'10"
Width amidships (over-all)	56"
Width at transom	52"
Depth amidships	21"
Depth at transom	20"
Transom depth for motor	15"

Splash rails	full length
Flotation tanks	3-12" wide
Bottom design	round
Weight	225 lbs.
OBC approved for outboard motors up to	35 h.p.



Model R

RUNABOUT

The ideal boat for the speed enthusiast. Less than 12 feet long, its wide 52" transom will carry motors up to 18 horsepower and produce speeds almost equal to specially designed racing hulls. A real thoroughbred, the Model R gives you a thrilling, fast, yet safe ride. The fastest model in the line, the Model R is a smooth performer that will deliver many years of carefree fun. In addition to the natural finish, this model may be ordered in any one of 3 pleasing color combinations. The forward deck is standard equipment but the control deck and steering wheel shown are optional. See pages 20 through 23 for construction details.

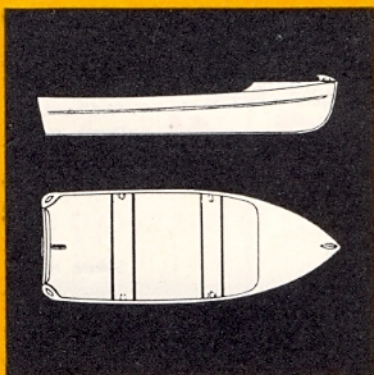


ALUMA
Craft

specifications

Length (over-all)	11'7"
Width amidships	54"
Width at transom	52"
Depth forward	24"
Depth amidships	18"
Transom depth for motor	15"
Deck length (around gunwale)	47"

Splash rails	full length
Flotation tanks	3
Bottom design	round
Weight	139 lbs.
OBC approved for outboard motors up to	18 h.p.



Model RB

RUNABOUT

This boat was designed to meet the growing demand for an ultra-fast boat with plenty of leg and tackle box room for fishing. The hull is exactly the same as the Model R but it has no forward deck, permitting the three seats to be arranged to provide maximum usable space. The RB, like the R, is exceptionally fast, planes easily, is stable and very strong. This makes a nice combination boat where both family use and top speed performance are wanted. Less than 12 feet long, and not too heavy, it is easily car-topped. An excellent fast family boat for general use. For details see pages 20 through 23. Forward deck available as optional equipment.




ALUMA
Craft

specifications

Length (over-all)	11'7"
Width amidships	54"
Width at transom	52"
Depth forward	24"
Depth amidships	18"
Transom depth for motor	15"

Splash rails	full length
Flotation tanks	3
Bottom design	round
Weight	130 lbs.
OBC approved for outboard motors up to	18 h.p.



CO-17

17-FT. CANOE

Here is a canoe with a full double-end hull below the normal waterline yet it has an above-the-waterline fantail transom for mounting a light motor on the centerline where it belongs. It paddles forward and backwards the same as a normal double-end canoe and provides much better steerageway than a chopped off square end canoe. The CO-17 has a 37¼" beam with the fullness carried well to each end for extra stability and carrying capacity. Extruded keel and stem provide a full ¼" thickness of metal to resist the wear and abrasion of rocky beaches. End deck compartments are Styrofoam filled for positive flotation. Available in 6 colors. For details see pages 20 through 23.




C-17 CANOE. Exactly the same as CO-17 except it is a standard double-end. Easy to paddle. Has carrying capacity of most 18 footers. First choice of many camps and resorts. Weighs only 82 pounds.

ALUMA
Craft

specifications

Length	17'
Depth amidships	13¼"
Depth at ends	22"
Extreme width	37¼"
Weight	88 lbs.
OBC approved for outboard motors up to	3 h.p.



C-15

15-FT. CANOE

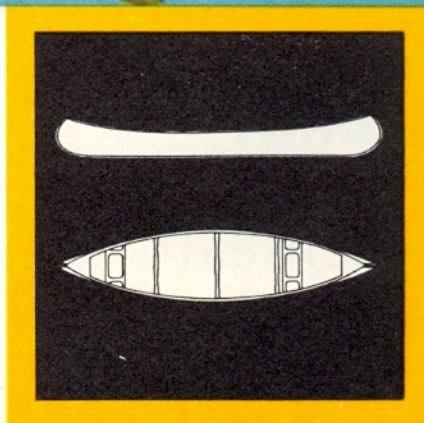
This 15-foot canoe has a beam of over 3-feet amidship. Fullness is carried well forward and aft giving this model the stability and the carrying capacity equal to most 17-foot canoes. Weighing only 77 pounds, this is an ideal handy-to-portage, and easy-to-paddle canoe for both young and old. Very popular for short wilderness trips as well as for camp use. Styrofoam under forward and after deck provides positive flotation. Extruded keel and stem provide full $\frac{1}{4}$ " thickness to resist wear and abrasion. A very safe canoe when properly handled. Available in 6 colors as well as natural finish. For details see pages 20 through 23.



ALUMA
Craft

Length	15'
Depth amidships	13 $\frac{1}{4}$ "
Depth at ends	22"
Extreme width	37 $\frac{1}{4}$ "
Weight	77 lbs.

specifications



Model G

12 FOOTER

This little 90 pound, 12-footer is the first choice for the outdoorsman who wants the ideal boat for both hunting and fishing. It not only is perfect for car-top carrying but can be portaged, like a canoe, to off-the-road lakes or streams. When camouflaged, the Model G makes a good 2-man square stern duck boat. It is O.B.C. Certified for motors up to 5 horsepower and is a fine little fishing boat for use on smaller waters. It also is very easy to row. Beautifully designed and constructed. See pages 20 through 23 for details. Forward deck available as optional equipment.




ALUMA
Craft

specifications

Length (over-all)	12'
Width amidships	44"
Width at transom	36"
Depth forward	22"

Transom depth for motor	15"
Flotation tanks	2
Bottom design	round
Weight	90 lbs.
OBC approved for outboard motors up to	5 h.p.



Ducker

2-MAN 12 FOOTER

If you want the finest in a duck hunting boat, this is it. Designed for the hunters who want exceptional stability and shooting room for two men. This boat draws only 3½" with normal load of two men and a dog so it will go practically anywhere. Fully camouflaged, it is easily concealed. The Ducker has two through-deck push pole tubes, built-in blind loops, self-draining decks, built-in oar racks, silent oarlock sockets and convenient carrying handles. It weighs only 67 pounds, will break ice safely and is easily car-topped. Motor bracket for motor up to 3 h.p. available as optional equipment. See pages 20 through 23 for construction details.




ALUMA
Craft

specifications

Length (over-all)	12'
Width	42"
Depth	12"
Cockpit length	7'
Weight	67 lbs.
Finish . . . painted dead-grass color and camouflaged	

Blind pole loops	10 sets
Spring clip oar racks	2
Offset pole wells	2
Flotation tanks	2
Silent oar lock sockets	2
Carrying handles	2



Model A

14 FOOTER

The Model A, Aluma Craft, is a splendid all-around family and cottage boat. Not too big, it is a 14 footer with a 49" beam amidship and a 43" transom. It is O.B.C. approved and operates smoothly with motors up to 12 horsepower. This Aluma Craft rows easily. Not too heavy, weighing only 130 pounds, it is easily handled around docks and on the beaches. Ideal for car-topping. All in all, the Model A provides a nice combination of many desirable features for both fishing and cruising. See pages 20 through 23 for details and information on construction. A forward deck is available as optional equipment.




ALUMA
Craft

specifications

Length (gunwale)	14'
Width amidships	49"
Width at transom	43"
Depth forward	24"
Depth amidships	18"
Transom depth for motor	15"

Splash rails	full length
Flotation tanks	3
Bottom design	round
Weight	130 lbs.
OBC approved for outboard motors up to	12 h.p.



Model E

12 FOOTER

Very popular with fishermen, especially those who like to move their boat from lake to lake, this 12-foot Model E weighs only 115 pounds and makes an excellent boat for car-top transport. Two feet shorter than the Model A, this boat has the same 49" beam amidship and a 43" transom to accommodate motors up to 12 horsepower and to provide plenty of leg and tackle box space. More and more owners of Model E, Aluma Craft, are using them for hunting as well as fishing. In addition to the natural aluminum finish this boat is available with a dead-grass camouflage finish for duck hunting use. See pages 20 through 23 for construction features. A forward deck is also available as optional equipment.




ALUMA
Craft

specifications

Length (over-all)	12'
Width amidships	49"
Width at transom	43"
Depth forward	24"
Depth amidships	18"
Transom depth for motor	15"

Splash rails	full length
Flotation tanks	3
Bottom design	round
Weight	115 lbs.
OBC approved for outboard motors up to	12 h.p.



Super C

15 FOOTER

(with full center deck)

For those who want the ultra style of a beautiful runabout, this model not only has a recessed forward deck but a full center deck to provide double cockpits. Its streamlined design is enhanced by fully polished gunwales, spray rails and deck coamings. Seats are deep and wide and beautifully upholstered in mildew-proof fabric. This Super C comes equipped with running lights, cleats, steering wheel and has warm tan, scuff-resistant inside finish. Hull construction is exactly the same as the Deep C. An excellent model for towing skiers. In addition to natural finish it may be ordered in your choice of 3 pleasing color combinations. See pages 20 through 23 for details.

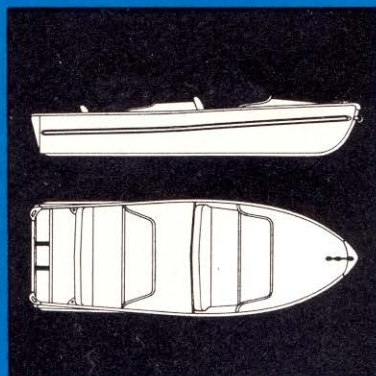


ALUMACRAFT

Specifications

Length (over-all)	15'0"
Width amidships	62"
Width at transom	58"
Depth forward	29"
Depth amidships	25"
Depth at stern	23"
Transom depth for motor	15"
Flotation tanks	3

Bottom design round
 Weight (including seats
 and back rests) 400 lbs.
 OBC approved for outboard
 motors up to 60 h.p.
 A wrap-around windshield and
 convertible top are optional equipment.



Super CS

15 FOOTER RUNABOUT

(with split center deck)

Our newest model in the "C" series for those who want the style, flash and beauty of a double cockpit runabout but with walk-through access which is provided by the split center deck. Exactly the same as the Deep C in hull design and construction details but definitely for those who want the finest in finish, design and convenience. Gunwales and spray rails and deck coamings are highly polished. Seats are fully upholstered in fine long wearing, mildew-proof fabric. Comes with running lights, cleats, steering wheel and warm tan scuff-resistant inside finish. In addition to natural finish this model may be ordered in your choice of 3 pleasing color combinations. See pages 20 through 23 for construction details.

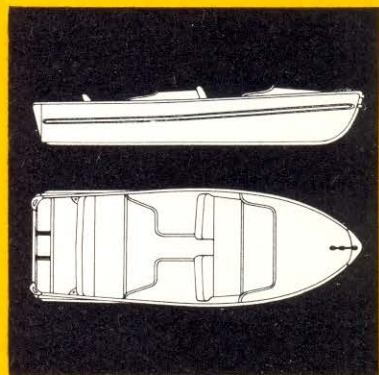


ALUMA
Craft

specifications

Length (over-all)	15'0"
Width amidships	62"
Width at transom	58"
Depth forward	29"
Depth amidships	25"
Depth at stern	23"
Transom depth for motor	15"
Flotation tanks	4

Bottom design round
 Weight 400 lbs.
 OBC approved for outboard
 motors up to 60 h.p.
 A wrap-around windshield and convertible top are optional equipment.



ALUMA

Queen of the Waterways

Crafts

ALUMA
Queen of the Waterways **Craft**




ALUMA
Queen of the Waterways **Craft**

Deep C

15 FOOTER

Step into this big, wide, deep 15-footer and you get the feeling of extra size, strength and seaworthiness. The thick, rigid hull material, the husky extruded keels and and keelsons, the new "roll-down" spray rails, the large bow and stern fittings, all combine to further this impression. The Deep C, has a deeply recessed forward deck, and an extra wide 58" Aqueduct transom big enough for a sixty horsepower motor. This is the boat for big waters and rough weather. Convertible top, wrap-around windshield, steering wheel and running lights are available as optional equipment. Available in 3 attractive color combinations. See pages 20 through 23 for construction details.



ALUMA
Craft

specifications

Length (over-all)	15'0"
Width amidships	62"
Width at transom	58"
Depth forward	29"
Depth amidships	25"
Depth at stern	23"
Transom depth for motor	15"
Flotation tanks	3
Bottom design	round

Weight 276 lbs.
OBC approved for outboard
motors up to 60 h.p.
A wrap-around windshield, upholstered
back rests and cushions, and convertible
top are optional equipment.